tp-link | Omada

Omada

Business Cloud SDN Solution

Omada EAP - Business Wi-Fi Series:

EAP690E HD / EAP670 / EAP660 HD / EAP653 / EAP650 / EAP620 HD / EAP613 / EAP610 / EAP265 HD / EAP245 / EAP225 / EAP223 / EAP115 / EAP110 /
EAP655-Wall / EAP650-Wall / EAP615-Wall / EAP235-Wall / EAP230-Wall / EAP225-Wall / EAP115-Wall /
EAP650-Outdoor / EAP610-Outdoor / EAP225-Outdoor / EAP110-Outdoor

Omada SDN Controller

EAP690E HD
EAP670
EAP660 HD

EAP653 / EAP650
EAP620 HD
EAP613 / EAP610

EAP655-Wall

EAP615-Wall
EAP235-Wall
EAP225-Wall

EAP650-Outdoor
EAP610-Outdoor

EAP265 HD
EAP245

EAP225 / EAP223
EAP115 / EAP110

EAP650-Wall

EAP230-Wall
EAP115-Wall

EAP225-Outdoor
EAP110-Outdoor

Omada Solution

Software Defined Networking (SDN) with Cloud Access

Omada Software Defined Networking (SDN) platform integrates network devices, including access points, switches and gateways, providing 100% centralized cloud management. Omada creates a highly scalable network——all controlled from a single interface. Seamless wireless and wired connections are provided, ideal for use in hospitality, education, retail, offices, and more.

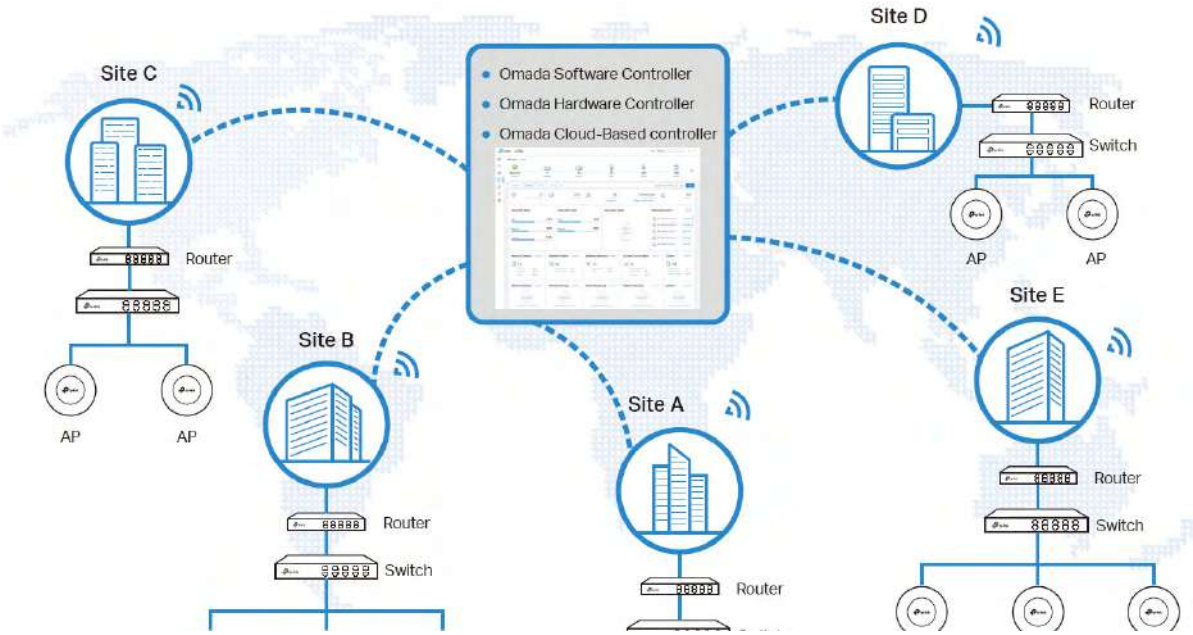

Hassle-Free Centralized Cloud Management

100% centralized cloud management of the whole network from different sites——all controlled from a single interface anywhere, anytime.

- No additional training needed
- Unlimited scalability
- Batch management
- Devices still work even when not connected to the Cloud

Zero-Touch Provisioning for Efficient Deployment*

Omada zero-touch provisioning allows remotely deployment and configuration of multi-site networks, so there's no need to send out an engineer for on-site configuration. The Omada Cloud ensures efficient deployment with lower costs.

* Zero-Touch Provisioning is supported when using Omada-Cloud Based Controller.

AI-Driven Technology for Stronger Performance and Easy Network Maintenance

Intelligent Network Analysis, Warning, and Optimization*

- Analyzes potential network problems and sends optimization suggestions for higher network efficiency
- Locates network faults, warns and notify users, and generates solutions to reduce network risk

Auto Channel Selection and Power Adjustment

Provides powerful wireless performance while greatly reducing Wi-Fi interference by automatically adjusting the channel settings and transmission power levels of neighboring APs in the same network.

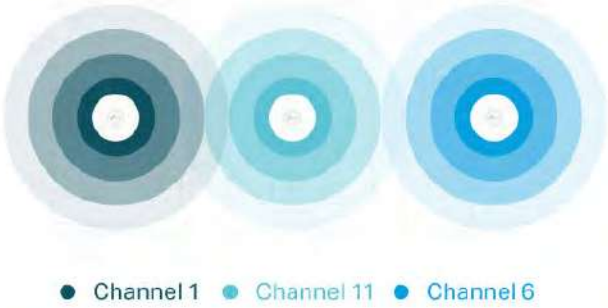

Assign Different Management Roles

Multi-user privilege assignment is available to increase management efficiency and security. Multi-person management, multi-level permissions, and the ability to add admins as needed, enable flexible network operation and maintenance.

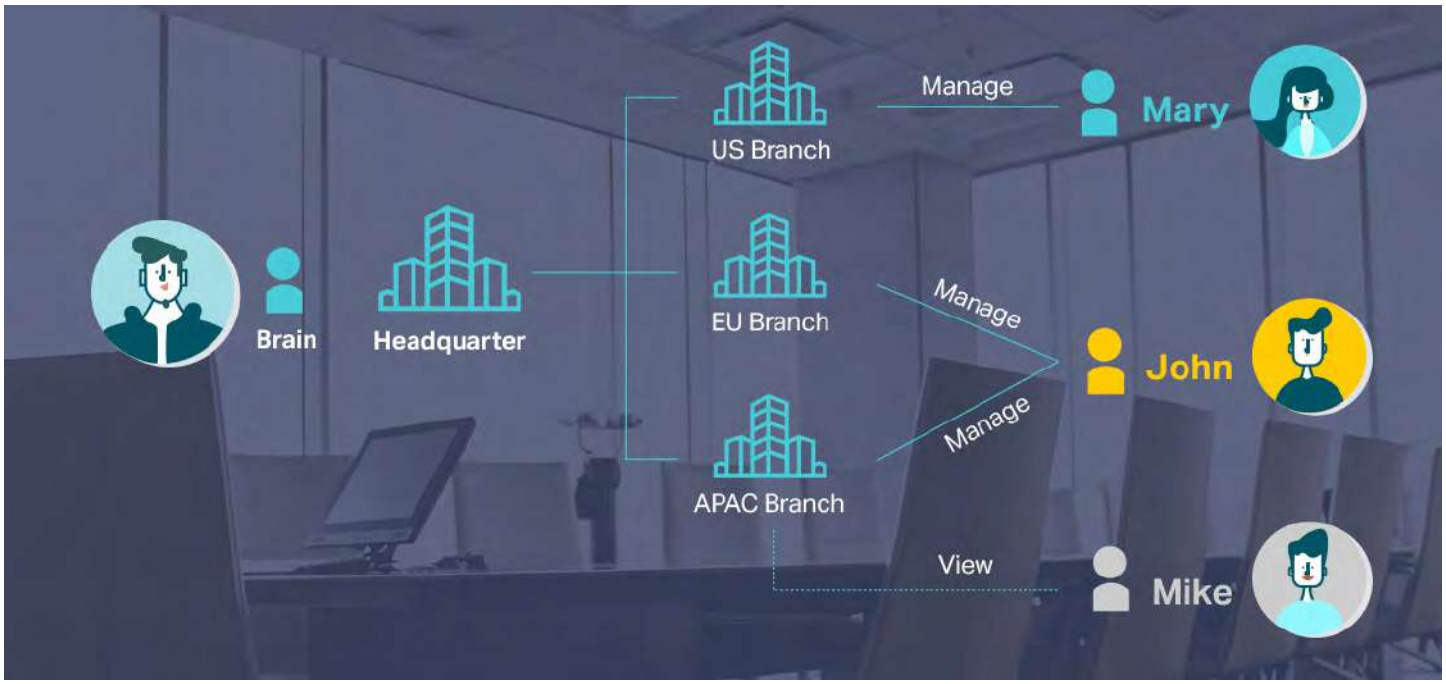

Easy and Intelligent Network Monitoring

The easy-to-use dashboard makes it easy to see your real-time network status; check network usage and traffic distribution; receive network condition logs, abnormal event warnings, and notifications; or even track key data for better business results. Network topology helps IP admins quickly see and troubleshoot connection at a glance.

Comprehensive Protection for the Whole Network

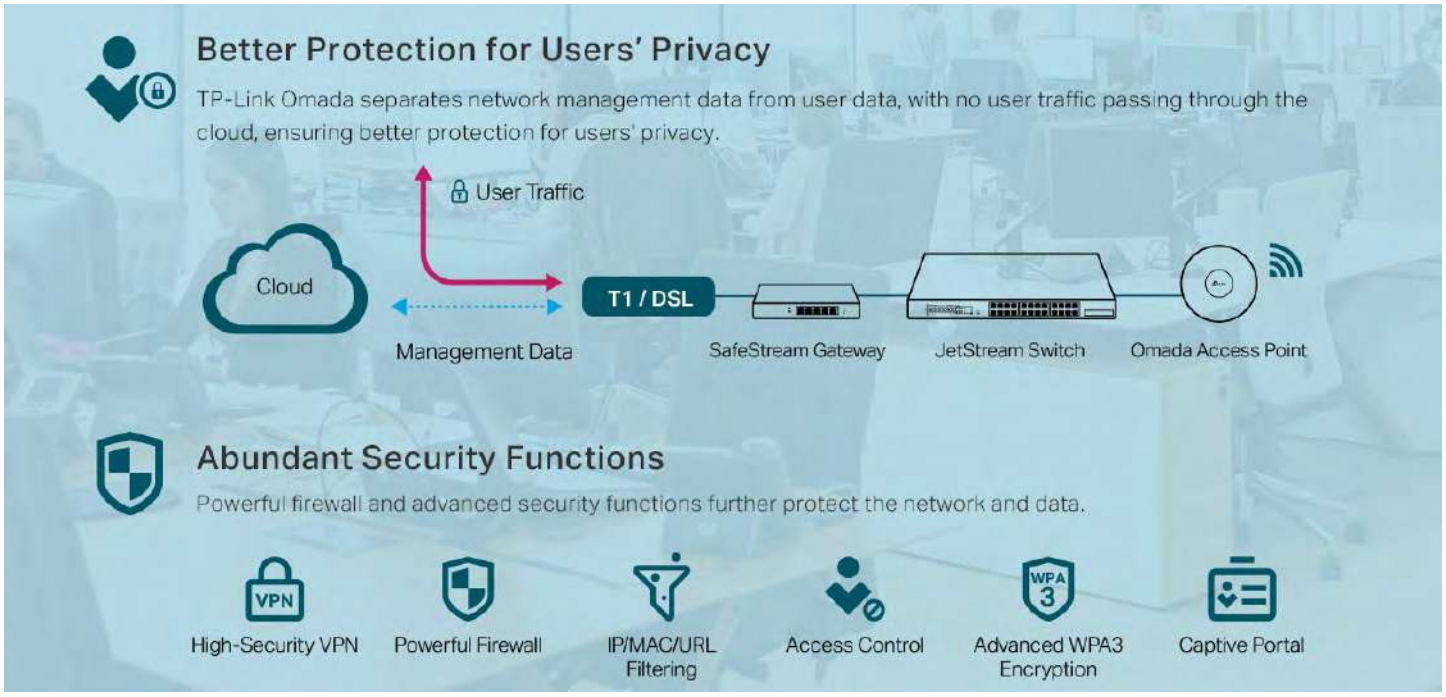

Multiple Factors Guarantee Higher Reliability

Higher reliability of cloud service is guaranteed with 99.9% SLA availability, 24/7 automated fault detection, geographically isolated backup servers, and reliable product quality. Your network functions even if management traffic is interrupted.

Reliable Connections Even with High-Density Clients

Equipped with enterprise chipsets, dedicated antennas, advanced RF functions, auto channel selection, and power adjustment, Omada Wi-Fi 6 and Wi-Fi 5 APs have high concurrency capacities for remarkable performance in high-density environments.

EAP Product Features

Easy-Mount Design

The Ceiling Mount EAP's elegant appearance and easy-mount design promote fast installation on any wall or ceiling surface, and allow it to blend in seamlessly with most interior decorating styles. The slimline, inconspicuous Wall Plate EAP can be easily installed into any standard EU/US wall junction box or 86 mm wall junction box.

PoE Power Supply*

With IEEE 802.3af/at/bt PoE or Passive PoE, you can use Ethernet cables to transfer both electrical power and network data, making deployment more flexible and removing the need to install additional power cabling.

Business-Class Hardware Design

Enterprise-class chipsets offer outstanding performance and support longer running time, higher client capacity and greater range. Dedicated high-power amplifiers, specialized antennas and professionally designed RF shields ensure excellent wireless performance.

Seamless Roaming*

802.11k and 802.11v seamless roaming provide seamless switching to the access point with optimal signal when moving between APs.

Mesh*

Omada Mesh technology enables wireless connectivity between access points for extended range, making wireless deployments more flexible and convenient.

Increased Efficiency with OFDMA*

The Wi-Fi 6 standard uses OFDMA for more efficient channel use and reduced latency. Imagine your WiFi connection as a series of delivery trucks delivering data packets to your devices. With 802.11ac Wi-Fi, each delivery truck could only deliver one parcel to one device at a time. But with OFDMA, each truck can deliver multiple parcels to multiple devices simultaneously. This vast improvement in efficiency works for both uploads and downloads.

Advanced RF Management

MU-MIMO, Airtime Fairness, Beamforming, and Band Steering Technologies guarantee optimal RF performance for business-level applications.

Easy Centralized Management

Configure and monitor hundreds of Omada EAPs with ease using the Omada controller.

* PoE support varies by model. For detailed information, refer to the specifications.
* Only certain devices support Seamless Roaming. For detailed information, refer to the specifications.
* Only certain devices support Mesh. For detailed information, refer to the specifications.
* Only 802.11ax devices support OFDMA.

EAP Product List

Ceiling Mount 802.11ax Wi-Fi 6E AP

Picture	
Model	EAP690E HD
Product	AXE11000 Ceiling Mount Quad-Band Wi-Fi 6E Access Point
Speed	2.4 GHz: 1148 Mbps, 5 GHz-1: 2402 Mbps, 5 GHz-2: 2402 Mbps, 6 GHz: 4804 Mbps
Ethernet Port	1x 10Gbps Ethernet Port
Power Supply	802.3bt PoE or 12V/4.5A DC
Internal Antennas	2.4 GHz: 4 × 4.0 dBi, 5 GHz-1: 4 × 5.0 dBi (Smart Antennas), 5 GHz-2: 4 × 5.5 dBi (Smart Antennas), 6 GHz: 4 × 5.0 dBi

Ceiling Mount 802.11ax Wi-Fi 6 AP

Picture							
Model	EAP670	EAP660 HD	EAP653	EAP650	EAP620 HD	EAP613	EAP610
Product	AX5400 Ceiling Mount Dual-Band Wi-Fi 6 Access Point	AX3600 Ceiling Mount Dual-Band Wi-Fi 6 Access Point	AX3000 Ceiling Mount Dual-Band Wi-Fi 6 Access Point	AX3000 Ceiling Mount Dual-Band Wi-Fi 6 Access Point	AX1800 Ceiling Mount Dual-Band Wi-Fi 6 Access Point	AX1800 Ceiling Mount Dual-Band Wi-Fi 6 Access Point	AX1800 Ceiling Mount Dual-Band Wi-Fi 6 Access Point
Speed	2.4 GHz: 574 Mbps 5 GHz: 4804 Mbps	2.4 GHz: 1148 Mbps 5 GHz: 2402 Mbps	2.4 GHz: 574 Mbps 5 GHz: 2402 Mbps	2.4 GHz: 574 Mbps 5 GHz: 2402 Mbps	2.4 GHz: 574 Mbps 5 GHz: 1201 Mbps	2.4 GHz: 574 Mbps 5 GHz: 1201 Mbps	2.4 GHz: 574 Mbps 5 GHz: 1201 Mbps
Ethernet Port	1x 2.5Gbps Ethernet Port	1x 2.5Gbps Ethernet Port	1x Gigabit Ethernet Port	1x Gigabit Ethernet Port	1x Gigabit Ethernet Port	1x Gigabit Ethernet Port	1x Gigabit Ethernet Port
Power Supply	802.3at PoE or 12V/1.5A DC	802.3at PoE or 12V/2A DC	EU: 48V Passive PoE or 802.3at PoE or 12V/1A DC US: 48V Passive PoE or 802.3at PoE or 12V/1.5A DC PoE Adapter Is Not Included	EU: 48V Passive PoE or 802.3at PoE or 12V/1A DC US: 48V Passive PoE or 802.3at PoE or 12V/1.5A DC	V2: 48V Passive PoE or 802.3at PoE or 12V/1A DC V3: 48V Passive PoE or 802.3at PoE or 12V/1.5A DC	48V Passive PoE or 802.3at PoE or 12V/1A DC PoE Adapter Is Not Included	V1 & V3: 48V Passive PoE or 802.3at PoE or 12V/1A DC V2: 48V Passive PoE or 802.3at PoE or 12V/1.5A DC
Internal Antennas	2.4 GHz: 2x 4 dBi 5 GHz: 4x 5 dBi	2.4 GHz: 4x 4 dBi 5 GHz: 4x 5 dBi	2.4 GHz: 2x 4 dBi 5 GHz: 2x 5 dBi	2.4 GHz: 2x 4 dBi 5 GHz: 2x 5 dBi	2.4 GHz: 2x 4 dBi 5 GHz: 2x 5 dBi	2.4 GHz: 2x 4 dBi 5 GHz: 2x 5 dBi	2.4 GHz: 2x 4 dBi 5 GHz: 2x 5 dBi

Ceiling Mount 802.11n/ac AP

Picture						
Model	EAP265 HD	EAP245	EAP225	EAP223	EAP115	EAP110
Product	AC1750 Wireless MU-MIMO Gigabit Ceiling Mount Access Point	AC1750 Wireless MU-MIMO Gigabit Ceiling Mount Access Point	AC1350 Wireless MU-MIMO Gigabit Ceiling Mount Access Point	AC1350 Wireless MU-MIMO Gigabit Ceiling Mount Access Point	300Mbps Wireless N Ceiling Mount Access Point	300Mbps Wireless N Ceiling Mount Access Point
Speed	2.4 GHz: 450Mbps 5 GHz: 1300Mbps	2.4 GHz: 450Mbps 5 GHz: 1300Mbps	2.4 GHz: 450Mbps 5 GHz: 867Mbps	2.4 GHz: 450Mbps 5 GHz: 867Mbps	2.4 GHz: 300Mbps	2.4 GHz: 300Mbps
Ethernet Port	2x Gigabit Ethernet Port	2x Gigabit Ethernet Port	1x Gigabit Ethernet Port	1x Gigabit Ethernet Port	1x 10/100Mbps Ethernet Port	1x 10/100Mbps Ethernet Port
Power Supply	802.3af PoE / 48 V Passive PoE	802.3af PoE / 48 V Passive PoE	V4: 802.3af PoE /24V Passive PoE V5: 802.3af/at PoE/48 V Passive PoE	V1: 802.3af/at PoE/48 V Passive PoE V2: 802.3af PoE /24V Passive PoE PoE Adapter Is Not Included	802.3af PoE / External 9 V/0.6 A DC power supply	24V Passive PoE
Internal Antennas	2.4 GHz: 3x 3.5 dBi 5 GHz: 3x 4 dBi	2.4 GHz: 3x 3.5 dBi 5 GHz: 3x 4 dBi	2.4 GHz: 3x 4 dBi 5 GHz: 2x 5 dBi	2.4 GHz: 3x 4 dBi 5 GHz: 2x 5 dBi	2x 4 dBi	2x 4 dBi

Wall Plate 802.11ax AP

Picture			
Model	EAP655-Wall	EAP650-Wall	EAP615-Wall
Product	AX3000 Wall Plate Wi-Fi 6 Access Point	AX3000 Wall Plate Wi-Fi 6 Access Point	AX1800 Wall Plate Wi-Fi 6 Access Point
Speed	2.4 GHz: 574 Mbps 5 GHz: 2402 Mbps	2.4 GHz: 574 Mbps 5 GHz: 2402 Mbps	2.4 GHz: 574 Mbps 5 GHz: 1201 Mbps
Ethernet Port	4x Gigabit Ethernet Port	2x Gigabit Ethernet Port	4x Gigabit Ethernet Port
Power Supply	802.3af/at PoE	802.3afPoE	802.3af/at PoE
Internal Antennas	2.4 GHz: 2x 3 dBi 5 GHz: 2x 5 dBi	2.4 GHz: 2x 3 dBi 5 GHz: 2x 5 dBi	2.4 GHz: 2x 4 dBi 5 GHz: 2x 4 dBi

Wall Plate 802.11n/ac AP

Picture				
Model	EAP235-Wall	EAP230-Wall	EAP225-Wall	EAP115-Wall
Product	Omada AC1200 Wireless MU-MIMO Gigabit Wall Plate Access Point	Omada AC1200 Wireless MU-MIMO Gigabit Wall-Plate Access Point	Omada AC1200 Wireless MU-MIMO Wall-Plate Access Point	300Mbps Wireless N Wall-Plate Access Point
Speed	2.4 GHz: 300 Mbps 5 GHz: 867 Mbps	2.4 GHz: 300 Mbps 5 GHz: 867 Mbps	2.4 GHz: 300 Mbps 5 GHz: 867 Mbps	2.4 GHz: 300 Mbps
Ethernet Port	4x Gigabit Ethernet Port	2x Gigabit Ethernet Port	4x 10/100Mbps Ethernet Port	2x 10/100Mbps Ethernet Port
Power Supply	802.3af/at PoE	802.3af PoE	802.3af/at PoE	802.3af PoE
Internal Antennas	2.4 GHz: 2x 4 dBi 5 GHz: 2x 4 dBi	2.4 GHz: 2x 4 dBi 5 GHz: 2x 3.6 dBi	2.4 GHz: 2x 3 dBi 5 GHz: 2x 4 dBi	2x 1.8 dBi

Outdoor 802.11n/ac/ax AP

Picture				
Model	EAP650-Outdoor	EAP610-Outdoor	EAP225-Outdoor	EAP110-Outdoor
Product	AX3000 Indoor/Outdoor Wi-Fi 6 Access Point	AX1800 Indoor/Outdoor Wi-Fi 6 Access Point	AC1200 Wireless MU-MIMO Gigabit Indoor/Outdoor Access Point	300Mbps Wireless N Outdoor Access Point
Speed	2.4 GHz: 574 Mbps 5 GHz: 2402 Mbps	2.4 GHz: 574 Mbps 5 GHz: 1201 Mbps	2.4 GHz: 300Mbps 5 GHz: 867Mbps	2.4 GHz: 300Mbps
Ethernet Port	1x Gigabit Ethernet Port	1x Gigabit Ethernet Port	1x Gigabit Ethernet Port	1x 10/100Mbps Ethernet Port
Power Supply	802.3at PoE / 48V Passive PoE	802.3at PoE / 48V Passive PoE	802.3af PoE / 24V Passive PoE	24V Passive PoE
Internal Antennas	2 Internal Dual-Band Omni Antennas 2.4 GHz: 4 dBi; 5 GHz: 5 dBi	2 Internal Dual-Band Omni Antennas 2.4 GHz: 4 dBi; 5 GHz: 5 dBi	2 Dual-Band Omni Antennas (External Detachable) 2.4 GHz: 3 dBi; 5 GHz: 4 dBi	2 Omni Antennas (External Detachable) 2.4 GHz: 3 dBi

Specifications

Ceiling Mount 802.11ax Wi-Fi 6E AP		
Model		EAP690E HD
Name		AXE11000 Ceiling Mount Quad-Band Wi-Fi 6E Access Point
Main Design	LAN Interfaces	1x 10Gbps Ethernet Port
	Wi-Fi Standards	IEEE 802.11 a/b/g/n/ac/ax
	Maximum Data Rate	1148 Mbps (2.4 GHz) + 2402 Mbps (5 GHz-1) + 2402 Mbps (5 GHz-2) + 4804 Mbps (6 GHz)
	Wireless Client Capacity	2000+
	Antennas	2.4 GHz: 4 × 4.0 dBi, 5 GHz-1: 4 × 5.0 dBi (Smart Antennas), 5 GHz-2: 4 × 5.5 dBi (Smart Antennas), 6 GHz: 4 × 5.0 dBi
	Bluetooth	1 × 4.0 dBi, Bluetooth 5.2 *Firmware update may be required.
	Transmit Power	CE: < 20 dBm (2.4 GHz, EIRP); < 23 dBm (5 GHz, band 1&band 2, EIRP); < 30 dBm (5 GHz, band 3, EIRP); <23dBm (6 GHz, EIRP) FCC:< 28 dBm (2.4 GHz); < 28 dBm (5 GHz, band 1); < 28 dBm (5 GHz, band 4); < 25 dBm (6 GHz)
Centralized Management	Omada Software Controller	•
	Omada Hardware Controller	•
	Omada APP	•
Security	Captive Portal Authentication	•
	Access Control	•
	Maximum number of MAC Filter	4000
	Wireless Isolation between Clients	•
	VLAN	•
	Rogue AP Detection	•
	Wireless Encryption	WPA-Personal/Enterprise, WPA2-Personal/Enterprise, WPA3-Personal/Enterprise, OWE
	802.1X Support	•
Wireless Function	Multiple SSIDs	32 (8 on each band)
	Enable/Disable Wireless Radio	•
	Enable/Disable SSID Broadcast	•
	Guest Network	•
	Automatic Channel Assignment	•
	Transmit Power Control	Adjust transmit Power on dBm
	QoS (WMM)	•
	Seamless Roaming	•
	Mesh	•
	Beamforming	•
	MU-MIMO	•
	Rate Limit	Based on SSID/Client
	Load Balance	•
	Airtime Fairness	•
	Band Steering	•
	RADIUS Accounting	•
	MAC Authentication	•
	Reboot Schedule	•
	Wireless Schedule	•
	Wireless Statistics	•
	Static IP/Dynamic IP	•

Ceiling Mount 802.11ax Wi-Fi 6E AP		
Model		EAP690E HD
Support Data Rates	802.11ax	2.4G Band: 8 Mbps to 1148 Mbps (MCS0-MCS11, NSS = 1 to 4 HE20/40) 5G-1/5G-2 Band: 8 Mbps to 2402 Mbps (MCS0-MCS11, NSS = 1 to 4 HE20/40/80) 6G Band: 8 Mbps to 4804 Mbps (MCS0-MCS11, NSS = 1 to 4 HE20/40/80/160)
	802.11ac	6.5 Mbps to 2166.7 Mbps (MCS0-MCS11, NSS = 1 to 4 VHT20/40/80)
	802.11n	6.5 Mbps to 600 Mbps(MSC0-MCS31, HT20/40)
	802.11g	6, 9, 12, 18, 24, 36, 48 ,54 Mbps
	802.11b	1, 2, 5.5, 11 Mbps
	802.11a	6, 9, 12, 18, 24, 36, 48 ,54 Mbps
Management	LED ON/OFF Control	•
	Management MAC Access Control	•
	Web-based Management	•
	SNMP	v1, v2c, v3
	SSH	•
	Restore & Backup	•
	Firmware update via Web	•
	NTP	•
	System Log	•
	Email Alerts	•
Physical & Environment	Power Supply	802.3bt PoE or 12V/4.5A DC
	Maximum Power Consumption	Support Smart Power Comsuption Management EU: 44.9 W (802.3bt, full functionality); 40.6 W (12/4.5A, full functionality); 25.5 W (802.3at, 5GHz-2 and 6 GHz off); 12.95 W (802.3af, radio off, only main chip and LAN working) US: 50.5 W (802.3bt, full functionality); 44.2 W (12/4.5A, full functionality); 25.5 W (802.3at, 5GHz-2 and 6 GHz off); 12.95 W (802.3af, radio off, only main chip and LAN working)
	Reset	•
	Mounting	Ceiling / Wall mouting (Kits included)
Others	Certifications	CE, FCC, RoHS, IC
	Dimensions (W x D x H)	280 x 280 x 59.1 mm
	Environment	Operating Temperature: 0 °C–40 °C (32 °F–104 °F); Storage Temperature: -40 °C–70 °C (-40 °F–158 °F); Operating Humidity: 10%–90% non-condensing; Storage Humidity: 5%–90% non-condensing;

Ceiling Mount 802.11ax Wi-Fi 6 AP

Model		EAP670	EAP660 HD	EAP653	EAP650	EAP620 HD	EAP613	EAP610
Name		AX5400 Ceiling Mount Dual-Band Wi-Fi 6 Access Point	AX3600 Ceiling Mount Dual-Band Wi-Fi 6 Access Point	AX3000 Ceiling Mount Dual-Band Wi-Fi 6 Access Point	AX3000 Ceiling Mount Dual-Band Wi-Fi 6 Access Point	AX1800 Ceiling Mount Dual-Band Wi-Fi 6 Access Point	AX1800 Ceiling Mount Dual-Band Wi-Fi 6 Access Point	AX1800 Ceiling Mount Dual-Band Wi-Fi 6 Access Point
Main Design	LAN Interfaces	1x 2.5Gbps Ethernet Port	1x 2.5Gbps Ethernet Port	1x Gigabit Ethernet Port	1x Gigabit Ethernet Port	1x Gigabit Ethernet Port	1x Gigabit Ethernet Port	1x Gigabit Ethernet Port
	Wi-Fi Standards	IEEE 802.11 a/b/g/n/ac/ax						
	Maximum Data Rate	574 Mbps (2.4 GHz) +4804 Mbps (5 GHz)	1148 Mbps (2.4 GHz) +2402 Mbps (5 GHz)	574 Mbps (2.4 GHz) +2402 Mbps (5 GHz)	574 Mbps (2.4 GHz) +2402 Mbps (5 GHz)	574 Mbps (2.4 GHz) +1201 Mbps (5 GHz)	574 Mbps (2.4 GHz) +1201 Mbps (5 GHz)	574 Mbps (2.4 GHz) +1201 Mbps (5 GHz)
	Wireless Client Capacity	250+	1000+	250+	250+	1000+	250+	250+
	Antennas	2.4 GHz: 2x 4 dBi 5 GHz: 4x 5 dBi	2.4 GHz: 4x 4 dBi 5 GHz: 4x 5 dBi	2.4 GHz: 2x 4 dBi 5 GHz: 2x 5 dBi	2.4 GHz: 2x 4 dBi 5 GHz: 2x 5 dBi	2.4 GHz: 2x 4 dBi 5 GHz: 2x 5 dBi	2.4 GHz: 2x 4 dBi 5 GHz: 2x 5 dBi	2.4 GHz: 2x 4 dBi 5 GHz: 2x 5 dBi
	Transmit Power	CE: < 20 dBm (2.4 GHz, EIRP); < 23 dBm (5 GHz, band 1&band 2, EIRP); < 30 dBm (5 GHz, band 3, EIRP); FCC: < 25 dBm (2.4 GHz); < 28 dBm (5 GHz)	CE: < 20 dBm (2.4GHz, EIRP); < 23dBm (5 GHz, band1&band 2, EIRP);< 30 dBm (5 GHz,band 3, EIRP); FCC: < 26 dBm (2.4 GHz); < 26 dBm (5 GHz)	CE: < 20 dBm (2.4 GHz, EIRP); < 23 dBm (5 GHz, band 1/2, EIRP); < 27 dBm (5 GHz, band 3, EIRP); FCC: < 22 dBm (2.4 GHz); < 22 dBm (5 GHz)	CE: < 20 dBm (2.4 GHz, EIRP); < 23 dBm (5 GHz, band 1&band 2, EIRP); < 30 dBm (5 GHz, band 3, EIRP); FCC: < 25 dBm (2.4 GHz); < 25 dBm (5 GHz)	CE: < 20 dBm (2.4GHz, EIRP); < 23dBm (5 GHz, band1&band 2, EIRP);< 30 dBm (5 GHz,band 3, EIRP); FCC: < 25 dBm (2.4 GHz); < 25 dBm (5 GHz)	CE: < 20 dBm (2.4 GHz, EIRP); < 23 dBm (5 GHz, band 1&band 2, EIRP); < 30 dBm (5 GHz, band 3, EIRP); FCC: < 25 dBm (2.4 GHz); < 25 dBm (5 GHz)	CE: < 20 dBm (2.4 GHz, EIRP); < 23 dBm (5 GHz, band 1&band 2, EIRP); < 30 dBm (5 GHz, band 3, EIRP); FCC: < 25 dBm (2.4 GHz); < 25 dBm (5 GHz)
Centralized Management	Omada Software Controller	•						
	Omada Hardware Controller	•						
	Omada APP	•						
Security	Captive Portal Authentication	•						
	Access Control	•						
	Maximum number of MAC Filter	4000						
	Wireless Isolation between Clients	•						
	VLAN	•						
	Rogue AP Detection	•						
	Wireless Encryption	WPA-Personal/Enterprise, WPA2-Personal/Enterprise, WPA3-Personal/Enterprise						
	802.1X Support	•						

Ceiling Mount 802.11ax Wi-Fi 6 AP

Model		EAP670	EAP660 HD	EAP653	EAP650	EAP620 HD	EAP613	EAP610
Wireless Function	Multiple SSIDs	16 (8 on each band)						
	Enable/Disable Wireless Radio	•						
	Enable/Disable SSID Broadcast	•						
	Guest Network	•						
	Automatic Channel Assignment	•						
	Transmit Power Control	Adjust transmit Power on dBm						
	QoS (WMM)	•						
	Seamless Roaming	•						
	Mesh	•						
	Beamforming	•						
	MU-MIMO	•						
	Rate Limit	Based on SSID/Client						
	Load Balance	•						
	Airtime Fairness	•						
	Band Steering	•						
	RADIUS Accounting	•						
	MAC Authentication	•						
	Reboot Schedule	•						
	Wireless Schedule	•						
	Wireless Statistics	•						
	Static IP/Dynamic IP	•						
Support Data Rates	802.11ax	8 Mbps to 4804 Mbps (MCS0-MCS11, NSS = 1 to 4 HE20/40/80/160)	8 Mbps to 2402 Mbps (MCS0-MCS11, NSS = 1 to 4 HE20/40/80)	8 Mbps to 2402 Mbps (MCS0-MCS11, NSS = 1 to 2 HE20/40/80/160)	8 Mbps to 2402 Mbps (MCS0-MCS11, NSS = 1 to 2 HE20/40/80/160)	8 Mbps to 1201 Mbps (MCS0-MCS11, NSS = 1 to 2 HE20/40/80)	8 Mbps to 1201 Mbps (MCS0-MCS11, NSS = 1 to 2 HE20/40/80)	8 Mbps to 1201 Mbps (MCS0-MCS11, NSS = 1 to 2 HE20/40/80)
	802.11ac	6.5 Mbps to 4333.3 Mbps (MCS0-MCS11, NSS = 1 to 4 VHT20/40/80/160)	6.5 Mbps to 2166.7 Mbps (MCS0-MCS11, NSS = 1 to 4 VHT20/40/80)	6.5 Mbps to 2166.7 Mbps (MCS0-MCS11, NSS = 1 to 2 VHT20/40/80/160)	6.5 Mbps to 2166.7 Mbps (MCS0-MCS11, NSS = 1 to 2 VHT20/40/80/160)	6.5 Mbps to 1083.3 Mbps (MCS0-MCS11, NSS = 1 to 2 VHT20/40/80)	6.5 Mbps to 1083.3 Mbps (MCS0-MCS11, NSS = 1 to 2 VHT20/40/80)	6.5 Mbps to 1083.3 Mbps (MCS0-MCS11, NSS = 1 to 2 VHT20/40/80)
	802.11n	6.5 Mbps to 600 Mbps(MSC0-MCS31, HT20/40)	6.5 Mbps to 600 Mbps(MSC0-MCS31, HT20/40)	6.5 Mbps to 300 Mbps (MCS0-MCS15, HT20/40)	6.5 Mbps to 300 Mbps (MCS0-MCS15, HT20/40)	6.5 Mbps to 300 Mbps (MCS0-MCS15, HT20/40)	6.5 Mbps to 300 Mbps (MCS0-MCS15, HT20/40)	6.5 Mbps to 300 Mbps (MCS0-MCS15, HT20/40)
	802.11g	6, 9, 12, 18, 24, 36, 48 ,54 Mbps						
	802.11b	1, 2, 5.5, 11 Mbps						
	802.11a	6, 9, 12, 18, 24, 36, 48 ,54 Mbps						
Management	LED ON/OFF Control	•						
	Management MAC Access Control	•						
	Web-based Management	•						
	SNMP	v1, v2c, v3						
	SSH	•						
	Restore & Backup	•						
	Firmware update via Web	•						
	NTP	•						
	System Log	•						
	Email Alerts	•						

Ceiling Mount 802.11ax Wi-Fi 6 AP

Model		EAP670	EAP660 HD	EAP653	EAP650	EAP620 HD	EAP613	EAP610
Physical & Environment	Power Supply	802.3at PoE or 12V/1.5A DC	802.3at PoE or 12V/2A DC	EU: 48V Passive PoE or 802.3at PoE or 12V/1A DC US: 48V Passive PoE or 802.3at PoE or 12V/1.5A DC PoE Adapter Is Not Included	EU: 48V Passive PoE or 802.3at PoE or 12V/1A DC US: 48V Passive PoE or 802.3at PoE or 12V/1.5A DC	V2: 48V Passive PoE or 802.3at PoE or 12V/1A DC V3: 48V Passive PoE or 802.3at PoE or 12V/1.5A DC	48V Passive PoE or 802.3at PoE or 12V/1A DC PoE Adapter Is Not Included	V1 & V3: 48V Passive PoE or 802.3at PoE or 12V/1A DC V2: 48V Passive PoE or 802.3at PoE or 12V/1.5A DC
	Maximum Power Consumption	EU: 18.5 W (For PoE); 15 W (for DC) US: 19.8 W (For PoE); 17.8 W (for DC)	EU: 18.5 W (For PoE); 15 W (for DC) US: 22.5 W (For PoE); 18 W (for DC)	EU: 13.07 W (For PoE); 11.76 W (for DC) US: 13.98 W (For PoE); 12.58 W (for DC)	EU: 13.5 W (For PoE); 12.0 W (for DC) US: 14.7 W (For PoE); 13.25 W (for DC)	V2: EU: 12.8 W (For PoE); 10.8 W (for DC) US: 13.9 W (For PoE); 11.8 W (for DC) V3: EU: 14.4 W (For PoE); 13.1 W (for DC) US: 14.9 W (For PoE); 13.4 W (for DC)	EU: 10.6W (For PoE); 9.6W (for DC) US: 10.9W (For PoE); 9.8W (for DC)	V1: EU: 12.8 W (For PoE); 10.8 W (for DC) US: 13.9 W (For PoE); 11.8 W (for DC) V2: EU: 13.7 W (For PoE); 12.3 W (for DC) US: 14.2 W (For PoE); 12.8 W (for DC) V3: EU: 10.6W (For PoE); 9.6W (for DC) US: 10.9W (For PoE); 9.8W (for DC)
	Reset	•						
	Mounting	Ceiling / Wall mouting (Kits included)		Ceiling / Wall mouting (Kits included) / Junction Box mouting				
Others	Certifications	CE, FCC, RoHS, IC						
	Dimensions (W x D x H)	243 x 243 x 64 mm	243 x 243 x 64 mm	160 x 160 x 33 mm	160 x 160 x 33 mm	160 x 160 x 33 mm	160 x 160 x 33 mm	160 x 160 x 33 mm
	Environment	Operating Temperature: 0 °C–40 °C (32 °F–104 °F); Storage Temperature: -40 °C–70 °C (-40 °F–158 °F); Operating Humidity: 10%–90% non-condensing; Storage Humidity: 5%–90% non-condensing;						

Ceiling Mount 802.11n/ac AP

Model		EAP265 HD	EAP245	EAP225	EAP223	EAP115	EAP110
Name		AC1750 Wireless MU-MIMO Gigabit Ceiling Mount Access Point	AC1750 Wireless MU-MIMO Gigabit Ceiling Mount Access Point	AC1350 Wireless MU-MIMO Gigabit Ceiling Mount Access Point	AC1350 Wireless MU-MIMO Gigabit Ceiling Mount Access Point	300 Mbps Wireless N Access Point	300 Mbps Wireless N Access Point
Main Design	LAN Interfaces	2x Gigabit Ethernet Port		1x Gigabit Ethernet Port		1x 10/100 Mbps Ethernet Port	
	Wi-Fi Standards	IEEE 802.11 a/b/g/n/ac				IEEE 802.11 a/b/g/n	
	Maximum Data Rate	450 Mbps (2.4 GHz) + 1300 Mbps (5 GHz)		450 Mbps (2.4 GHz) + 876 Mbps (5 GHz)		300 Mbps (2.4 GHz)	
	Wireless Client Capacity	500+	220+	220+	220+	100+	
	Antennas	2.4G: 3x 3.5 dBi 5GHz: 3x 4 dBi	2.4 GHz: 3x 3.5 dBi, 5 GHz: 3x 4 dBi	2.4 GHz: 3x 4 dBi, 5 GHz: 2x 5 dBi	2.4 GHz: 3x 4 dBi, 5 GHz: 2x 5 dBi	2x 4 dBi	
	Transmit Power	CE: < 20 dBm (2.4 GHz, EIRP); < 28 dBm (5 GHz, EIRP) FCC: < 24 dBm (2.4 GHz); < 24 dBm (5 GHz)	CE: < 20 dBm (2.4 GHz, EIRP); < 28 dBm (5 GHz, EIRP) FCC: < 24 dBm (2.4 GHz); < 24 dBm (5 GHz)	CE: < 20 dBm (2.4 GHz, EIRP); < 27 dBm (5 GHz, EIRP) FCC: < 24 dBm (2.4 GHz); < 22 dBm (5 GHz)	CE: < 20 dBm (2.4 GHz, EIRP); < 27 dBm (5 GHz, EIRP) FCC: < 24 dBm (2.4 GHz); < 22 dBm (5 GHz)	CE: < 19 dBm (EIRP), FCC: < 21 dBm	
Centralized Management	Omada Software Controller	•					
	Omada Hardware Controller	•					
	Omada APP	•					
Security	Captive Portal Authentication	•					
	Access Control	•					
	Maximum number of MAC Filter	4000					
	Wireless Isolation between Clients	•					
	VLAN	•					
	Rogue AP Detection	•					
	Wireless Encryption	WPA-Personal/Enterprise, WPA2-Personal/Enterprise					
	802.1X Support	•					

Ceiling Mount 802.11n/ac AP

Model		EAP265 HD	EAP245	EAP225	EAP223	EAP115	EAP110
Wireless Function	Multiple SSIDs	16 (8 on each band) *15 SSIDs (8 for 2.4GHz, 7 for 5GHz): EAP225 V5, EAP223 V1, EAP245 V4				8	
	Enable/Disable Wireless Radio	•					
	Enable/Disable SSID Broadcast	•					
	Guest Network	•					
	Automatic Channel Assignment	•					
	Transmit Power Control	Adjust transmit Power on dBm					
	QoS (WMM)	•					
	Seamless Roaming	•				-	
	Mesh	•				-	
	Beamforming	•				-	
	MU-MIMO	•				-	
	Rate Limit	Based on SSID/Client					
	Load Balance	•					
	Airtime Fairness	•				-	
	Band Steering	•				-	
	RADIUS Accounting	•					
	MAC Authentication	•					
	Reboot Schedule	•					
	Wireless Schedule	•					
	Wireless Statistics	•					
	Static IP/Dynamic IP	•					
Support Data Rates	802.11ac	6.5 Mbps to 1300 Mbps (MCS0-MCS9, NSS = 1 to 3 VHT20/40/80)		6.5 Mbps to 867 Mbps (MCS0-MCS9, NSS = 1 to 2 VHT20/40/80)		-	
	802.11n	6.5 Mbps to 450 Mbps (MCS0-MCS23, HT20/40)				6.5 Mbps to 300 Mbps (MCS0-MCS15, HT20/40)	
	802.11g	6, 9, 12, 18, 24, 36, 48, 54 Mbps					
	802.11b	1, 2, 5.5, 11 Mbps					
	802.11a	6, 9, 12, 18, 24, 36, 48, 54 Mbps				-	
Management	LED ON/OFF Control	•					
	Management MAC Access Control	•					
	Web-based Management	•					
	SNMP	v1, v2c					
	SSH	•					
	Restore & Backup	•					
	Firmware update via Web	•					
	NTP	•					
	System Log	•					
	Email Alerts	•					

Ceiling Mount 802.11n/ac AP

Model		EAP265 HD	EAP245	EAP225	EAP223	EAP115	EAP110
Physical & Environment	Power Supply	802.3af PoE or 48 V Passive PoE (+4,5 pins; -7,8 pins. PoE Adapter Included)	802.3af PoE or 48 V Passive PoE (+4,5 pins; -7,8 pins. PoE Adapter Included)	V4: 802.3af PoE or 24V Passive PoE (+4,5pins; -7,8 pins. PoE Adapter Included) V5: 802.3af/ at PoE or 48 V Passive PoE (+4,5 pins; -7,8 pins. PoE Adapter Included)	V1: 802.3af/ at PoE or 48 V Passive PoE (+4,5 pins; -7,8 pins) V2: 802.3af PoE or 24V Passive PoE (+4,5pins; -7,8 pins) PoE Adapter Is Not Included	802.3af PoE or external 9 V/0.6 A DC power supply	24 V Passive PoE (+4,5 pins; -7,8 pins. PoE Adapter Included)
	Maximum Power Consumption	12.3 W	12.3 W	V4: 12.6W V5: EU: 9.7W (802.3at PoE or Passive PoE) US: 12.1W (802.3at PoE or Passive PoE)	V1: EU: 9.7W (802.3at PoE or Passive PoE) US: 12.1W (802.3at PoE or Passive PoE) V2: 12.6W	3.1 W	2.8 W
	Reset	•					
	Mounting	Ceiling/Wall mounting (Kits included)					
Others	Certifications	CE, FCC, RoHS					
	Dimensions (W x D x H)	205.5 x 181.5 x 37.1 mm				189.4 x172.3 x 29.5 mm	
	Environment	Operating Temperature: 0 °C–40 °C (32 °F–104 °F) Storage Temperature: -40 °C–70 °C (-40 °F–158 °F) Operating Humidity: 10%–90% non-condensing Storage Humidity: 5%–90% non-condensing					

Wall Plate 802.11ax AP

Model		EAP655-Wall	EAP650-Wall	EAP615-Wall
Name		AX3000 Wall Plate Wi-Fi 6 Access Point	AX3000 Wall Plate Wi-Fi 6 Access Point	AX1800 Wall Plate Wi-Fi 6 Access Point
Main Design	LAN Interfaces	4x Gigabit Ethernet Port	2x Gigabit Ethernet Port	4x Gigabit Ethernet Port
	Wi-Fi Standards	IEEE 802.11 a/b/g/n/ac/ax	IEEE 802.11 a/b/g/n/ac/ax	IEEE 802.11 a/b/g/n/ac/ax
	Maximum Data Rate	574 Mbps (2.4 GHz) + 2402 Mbps (5 GHz)	574 Mbps (2.4 GHz) + 2402 Mbps (5 GHz)	574 Mbps (2.4 GHz) + 1201 Mbps (5 GHz)
	Wireless Client Capacity	100+	100+	100+
	Antennas	2.4 GHz: 2x 3 dBi 5 GHz: 2x 5 dBi	2.4 GHz: 2x 3 dBi 5 GHz: 2x 5 dBi	2.4 GHz: 2x 3 dBi 5 GHz: 2x 4 dBi
	Transmit Power	CE: < 20 dBm(2.4GHz, EIRP); <23dBm (5 GHz,band1&band 2,EIRP);< 27 dBm (5 GHz,band 3, EIRP); FCC: < 22 dBm (2.4 GHz); < 22 dBm (5 GHz)	CE: < 20 dBm (2.4 GHz, EIRP); < 22 dBm (5 GHz, EIRP)	CE: < 20 dBm (2.4 GHz, EIRP); < 23 dBm (5 GHz, EIRP) FCC: < 21 dBm (2.4 GHz, EIRP); < 21 dBm (5 GHz, EIRP)
Centralized Management	Omada Software Controller	•	•	•
	Omada Hardware Controller	•	•	•
	Omada APP	•	•	•
Security	Captive Portal Authentication	•	•	•
	Access Control	•	•	•
	Maximum number of MAC Filter	4000	4000	4000
	Wireless Isolation between Clients	•	•	•
	VLAN	•	•	•
	Rogue AP Detection	•	•	•
	Wireless Encryption	WPA-Personal/Enterprise, WPA2-Personal/Enterprise, WPA3-Personal/Enterprise	WPA-Personal/Enterprise, WPA2-Personal/Enterprise, WPA3-Personal/Enterprise	WPA-Personal/Enterprise, WPA2-Personal/Enterprise, WPA3-Personal/Enterprise
	802.1X Support	•	•	•
Wireless Function	Multiple SSIDs	16 (8 on each band)	16 (8 on each band)	16 (8 on each band)
	Enable/Disable Wireless Radio	•	•	•
	Enable/Disable SSID Broadcast	•	•	•
	Guest Network	•	•	•
	Automatic Channel Assignment	•	•	•
	Transmit Power Control	Adjust transmit Power on dBm	Adjust transmit Power on dBm	Adjust transmit Power on dBm
	QoS (WMM)	•	•	•
	Seamless Roaming	•	•	•
	Mesh	-	-	-
	Beamforming	•	•	•
	MU-MIMO	-	-	•
	Rate Limit	Based on SSID/Client	Based on SSID/Client	Based on SSID/Client
	Load Balance	•	•	•
	Airtime Fairness	•	•	•
	Band Steering	•	•	•
	RADIUS Accounting	•	•	•
	MAC Authentication	•	•	•
	Reboot Schedule	•	•	•
	Wireless Schedule	•	•	•
	Wireless Statistics	•	•	•
	Static IP/Dynamic IP	•	•	•

Wall Plate 802.11ax AP

Model		EAP655-Wall	EAP650-Wall	EAP615-Wall
Support Data Rates	802.11ax	8 Mbps to 2402 Mbps (MCS0-MCS11, NSS = 1 to 2 HE20/40/80/160)	8 Mbps to 2402 Mbps (MCS0-MCS11, NSS = 1 to 2 HE20/40/80/160)	8 Mbps to 1201 Mbps (MCS0-MCS11, NSS = 1 to 2 HE20/40/80)
	802.11ac	6.5 Mbps to 2166.7 Mbps (MCS0-MCS9, NSS = 1 to 2 VHT20/40/80/160)	6.5 Mbps to 2166.7 Mbps (MCS0-MCS9, NSS = 1 to 2 VHT20/40/80/160)	6.5 Mbps to 1083.3 Mbps (MCS0-MCS9, NSS = 1 to 2 VHT20/40/80)
	802.11n	6.5 Mbps to 500 Mbps (MCS0-MCS15, 1024QAM, HT20/40)	6.5 Mbps to 500 Mbps (MCS0-MCS15, 1024QAM, HT20/40)	6.5 Mbps to 300 Mbps (MCS0-MCS15, HT20/40)
	802.11g	6, 9, 12, 18, 24, 36, 48 ,54 Mbps	6, 9, 12, 18, 24, 36, 48 ,54 Mbps	6, 9, 12, 18, 24, 36, 48 ,54 Mbps
	802.11b	1, 2, 5.5, 11 Mbps	1, 2, 5.5, 11 Mbps	1, 2, 5.5, 11 Mbps
	802.11a	6, 9, 12, 18, 24, 36, 48 ,54 Mbps	6, 9, 12, 18, 24, 36, 48 ,54 Mbps	6, 9, 12, 18, 24, 36, 48 ,54 Mbps
Management	LED ON/OFF Control	•	•	•
	Management MAC Access Control	•	•	•
	Web-based Management	•	•	•
	SNMP	v1, v2c, v3	v1, v2c, v3	v1, v2c, v3
	SSH	•	•	•
	Restore & Backup	•	•	•
	Firmware update via Web	•	•	•
	NTP	•	•	•
	System Log	•	•	•
	Email Alerts	•	•	•
Physical & Environment	Power Supply	802.3af/at PoE	802.3af PoE	802.3af/at PoE
	Maximum Power Consumption	EU: 12W (802.3at PoE) US: 12.6W (802.3at PoE)	EU: 11.5 W (For 802.3af PoE)	EU: 10W (802.3at PoE, PoE Out off) US: 11.5W (802.3at PoE, PoE Out off)
	Reset	•	•	•
	Mounting	Wall mouting (Kits included)	Wall mouting (Kits included)	Wall Plate Mouting (Kits included)
Others	Certifications	FCC, RoHS	CE, RoHS	CE, FCC, RoHS
	Dimensions (W x D x H)	143 x 86 x 42.6 mm	86 x 86 x 42.2 mm	143 x 86 x 20 mm
	Environment	Operating Temperature: 0 °C–40 °C (32 °F–104 °F); Storage Temperature: -40 °C–70 °C (-40 °F–158 °F); Operating Humidity: 10%–90% non-condensing; Storage Humidity: 5%–90% non-condensing;	Operating Temperature: 0 °C–40 °C (32 °F–104 °F); Storage Temperature: -40 °C–70 °C (-40 °F–158 °F); Operating Humidity: 10%–90% non-condensing; Storage Humidity: 5%–90% non-condensing;	Operating Temperature: 0 °C–40 °C (32 °F–104 °F); Storage Temperature: -40 °C–70 °C (-40 °F–158 °F); Operating Humidity: 10%–90% non-condensing; Storage Humidity: 5%–90% non-condensing;

Wall Plate 802.11n/ac AP

Model		EAP235-Wall	EAP230-Wall	EAP225-Wall	EAP115-Wall
Name		AC1200 Wireless MU-MIMO Gigabit Wall Plate Access Point	AC1200 Wireless MU-MIMO Gigabit Wall Plate Access Point	AC1200 Wireless MU-MIMO Wall Plate Access Point	300 Mbps Wireless N Wall Plate Access Point
Main Design	LAN Interfaces	Uplink: 1x Gigabit Ethernet Port Downlink: 3x Gigabit Ethernet Port (one supports PoE Out)	Uplink: 1x Gigabit Ethernet Port Downlink: 1x Gigabit Ethernet Port	Uplink: 1x 10/100 Mbps Ethernet Port Downlink: 3x 10/100 Mbps Ethernet Port (one supports PoE Out)	Uplink: 1x 10/100 Mbps Ethernet Port Downlink: 1x 10/100 Mbps Ethernet Port
	Wi-Fi Standards	IEEE 802.11 a/b/g/n/ac			IEEE 802.11 a/b/g/n
	Maximum Data Rate	300 Mbps (2.4 GHz) + 867 Mbps (5 GHz)			300 Mbps (2.4 GHz)
	Wireless Client Capacity	200+	200+	200+	100+
	Antennas	2.4 GHz: 2x 4 dBi 5 GHz: 2x 4 dBi	2.4 GHz: 2x 4 dBi 5 GHz: 2x 3.6 dBi	2.4 GHz: 2x 3 dBi 5 GHz: 2x 4 dBi	2x 1.8 dBi
	Transmit Power	CE: < 20 dBm (2.4 GHz); < 23 dBm (5 GHz) FCC: < 21 dBm (2.4 GHz); < 21 dBm (5 GHz)	CE: < 20 dBm (2.4 GHz, EIRP); < 23 dBm (5 GHz, EIRP)	CE: < 20 dBm (2.4 GHz, EIRP); < 23 dBm (5 GHz, EIRP) FCC: < 21 dBm (2.4 GHz); < 21 dBm (5 GHz)	CE: < 20 dBm
Centralized Management	Omada Software Controller	•			
	Omada Hardware Controller	•			
	Omada APP	•			
Security	Captive Portal Authentication	•			
	Access Control	•			
	Maximum number of MAC Filter	4000			
	Wireless Isolation between Clients	•			
	VLAN	•			
	Rogue AP Detection	•			
	Wireless Encryption	WPA-Personal/Enterprise, WPA2-Personal/Enterprise			
	802.1X Support	•			
Wireless Function	Multiple SSIDs	16 (8 on each band)			8
	Enable/Disable Wireless Radio	•			
	Enable/Disable SSID Broadcast	•			
	Guest Network	•			
	Automatic Channel Assignment	•			
	Transmit Power Control	Adjust transmit Power on dBm			
	QoS (WMM)	•			
	Seamless Roaming	-			
	Mesh	-			
	Beamforming	•			-
	MU-MIMO	•			-
	Rate Limit	Based on SSID/Client			
	Load Balance	•			
	Airtime Fairness	-			
	Band Steering	•			-
	RADIUS Accounting	•			
	MAC Authentication	•			
	Reboot Schedule	•			
	Wireless Schedule	•			
	Wireless Statistics	•			
	Static IP/Dynamic IP	•			

Wall Plate 802.11n/ac AP

Model		EAP235-Wall	EAP230-Wall	EAP225-Wall	EAP115-Wall
Support Data Rates	802.11ac	6.5 Mbps to 867 Mbps (MCS0-MCS9, NSS = 1 to 2 VHT20/40/80)			-
	802.11n	6.5 Mbps to 300 Mbps (MCS0-MCS15, HT20/40)			
	802.11g	6, 9, 12, 18, 24, 36, 48, 54 Mbps			
	802.11b	1, 2, 5.5, 11 Mbps			
	802.11a	6, 9, 12, 18, 24, 36, 48, 54 Mbps			-
Management	LED ON/OFF Control	•			
	Management MAC Access Control	•			
	Web-based Management	•			
	SNMP	v1, v2c			
	SSH	•			
	Restore & Backup	•			
	Firmware update via Web	•			
	NTP	•			
	System Log	•			
	Email Alerts	•			
Physical & Environment	Power Supply	802.3af/at PoE			802.3af PoE
	Maximum Power Consumption	9.8 W (Without PoE Out)	7 W	9.8 W (Without PoE Out)	2.8 W
	Reset	•			
	Mounting	Wall Plate Mouting (Kits included)			
Others	Certifications	FCC, RoHS	CE, RoHS	CE, FCC, RoHS	CE, RoHS
	Dimensions (W x D x H)	143 x 86 x 20 mm	86.8 × 86.8 × 30.2 mm	143 x 86 x 20 mm	86.8 × 86.8 × 30.2 mm
	Environment	Operating Temperature: 0 °C–40 °C (32 °F–104 °F); Storage Temperature: -40 °C–70 °C (-40 °F–158 °F); Operating Humidity: 10%–90% non-condensing; Storage Humidity: 5%–90% non-condensing;			

Outdoor 802.11ax AP			
Model		EAP650-Outdoor	EAP610-Outdoor
Name		AX3000 Indoor/Outdoor Wi-Fi 6 Access Point	AX1800 Indoor/Outdoor Wi-Fi 6 Access Point
Main Design	LAN Interfaces	1x Gigabit Ethernet Port	1x Gigabit Ethernet Port
	Wi-Fi Standards	IEEE 802.11a/b/g/n/ac/ax	IEEE 802.11a/b/g/n/ac/ax
	Maximum Data Rate	574 Mbps (2.4 GHz) + 2402 Mbps (5 GHz)	574 Mbps (2.4 GHz) + 1201 Mbps (5 GHz)
	Wireless Client Capacity	250+	250+
	Antennas	2 Internal Dual-Band Omni Antennas 2.4 GHz: 4 dBi; 5 GHz: 5 dBi	2 Internal Dual-Band Omni Antennas 2.4 GHz: 4 dBi; 5 GHz: 5 dBi
	Transmit Power	CE: < 20 dBm (2.4 GHz, EIRP), < 30 dBm (5 GHz, EIRP); FCC: < 25 dBm (2.4 GHz), < 25 dBm (5 GHz)	CE: < 20 dBm (2.4 GHz, EIRP), < 30 dBm (5 GHz, EIRP); FCC: < 25 dBm (2.4 GHz), < 25 dBm (5 GHz)
Centralized Management	Omada Software Controller	•	•
	Omada Hardware Controller	•	•
	Omada APP	•	•
Security	Captive Portal Authentication	•	•
	Access Control	•	•
	Maximum number of MAC Filter	4000	4000
	Wireless Isolation between Clients	•	•
	VLAN	•	•
	Rogue AP Detection	•	•
	Wireless Encryption	WPA-Personal/Enterprise, WPA2-Personal/Enterprise, WPA3-Personal/Enterprise	WPA-Personal/Enterprise, WPA2-Personal/Enterprise, WPA3-Personal/Enterprise
	802.1X Support	•	•
Wireless Function	Multiple SSIDs	16 (8 for each band)	16 (8 for each band)
	Enable/Disable Wireless Radio	•	•
	Enable/Disable SSID Broadcast	•	•
	Guest Network	•	•
	Automatic Channel Assignment	•	•
	Transmit Power Control	Adjust transmit Power on dBm	Adjust transmit Power on dBm
	QoS (WMM)	•	•
	Seamless Roaming	•	•
	Mesh	•	•
	Beamforming	•	•
	MU-MIMO	•	•
	Rate Limit	Based on SSID/Client	Based on SSID/Client
	Load Balance	•	•
	Airtime Fairness	•	•
	Band Steering	•	•
	RADIUS Accounting	•	•
	MAC Authentication	•	•
	Reboot Schedule	•	•
	Wireless Schedule	•	•
	Wireless Statistics	•	•
	Static IP/Dynamic IP	•	•
Support Data Rates	802.11ax	8 Mbps to 1201 Mbps (MCS0-MCS11, NSS = 1 to 2 HE20/40/80)	8 Mbps to 1201 Mbps (MCS0-MCS11, NSS = 1 to 2 HE20/40/80)
	802.11ac	6.5 Mbps to 1083.3 Mbps (MCS0-MCS9, NSS = 1 to 2 VHT20/40/80)	6.5 Mbps to 1083.3 Mbps (MCS0-MCS9, NSS = 1 to 2 VHT20/40/80)
	802.11n	6.5 Mbps to 300 Mbps (MCS0-MCS15, HT20/40)	6.5 Mbps to 300 Mbps (MCS0-MCS15, HT20/40)
	802.11g	6, 9, 12, 18, 24, 36, 48, 54 Mbps	6, 9, 12, 18, 24, 36, 48, 54 Mbps
	802.11b	1, 2, 5.5, 11 Mbps	1, 2, 5.5, 11 Mbps
	802.11a	6, 9, 12, 18, 24, 36, 48, 54 Mbps	6, 9, 12, 18, 24, 36, 48, 54 Mbps

Outdoor 802.11ax AP			
Model		EAP650-Outdoor	EAP610-Outdoor
Management	LED ON/OFF Control	•	•
	Management MAC Access Control	•	•
	Web-based Management	•	•
	SNMP	v1, v2c, v3	v1, v2c, v3
	SSH	•	•
	Restore & Backup	•	•
	Firmware update via Web	•	•
	NTP	•	•
	System Log	•	•
	Email Alerts	•	•
Physical & Environment	Power Supply	802.3at PoE or 48V Passive PoE (PoE Adapter Included)	802.3at PoE or 48V Passive PoE (PoE Adapter Included)
	Maximum Power Consumption	EU: 12.5W (802.3at PoE or Passive PoE) US: 14.7W (802.3at PoE or Passive PoE)	EU: 12.5W (802.3at PoE or Passive PoE) US: 14.7W (802.3at PoE or Passive PoE)
	Reset	•	•
	Mounting	Pole/Wall mouting (Kits included)	Pole/Wall mouting (Kits included)
Others	Certifications	CE, FCC, RoHS	CE, FCC, RoHS
	Dimensions (W x D x H)	280.4 × 106.5 × 56.8 mm	280.4 × 106.5 × 56.8 mm
	Environment	Operating Temperature: -30 °C–70 °C (-22 °F–158 °F); Storage Temperature: -40 °C–70 °C (-40 °F–158 °F); Operating Humidity: 10%–90% non-condensing; Storage Humidity: 5%–90% non-condensing;	Operating Temperature: -30 °C–70 °C (-22 °F–158 °F); Storage Temperature: -40 °C–70 °C (-40 °F–158 °F); Operating Humidity: 10%–90% non-condensing; Storage Humidity: 5%–90% non-condensing;

Outdoor 802.11n/ac AP

Model		EAP225-Outdoor	EAP110-Outdoor
Name		AC1200 Wireless MU-MIMO Gigabit Indoor/Outdoor Access Point	300 Mbps Wireless N Outdoor Access Point
Main Design	LAN Interfaces	1 x Gigabit Ethernet Port	1 x 10/100 Mbps Ethernet Port
	Wi-Fi Standards	IEEE 802.11 b/g/n/ac	IEEE 802.11 b/g/n
	Maximum Data Rate	300 Mbps (2.4 GHz) + 867 Mbps (5 GHz)	300 Mbps (2.4 GHz)
	Wireless Client Capacity	220+	100+
	Antennas	2 Dual-Band Omni Antennas (External Detachable) 2.4 GHz: 3 dBi; 5 GHz: 5 dBi	2 Omni Antennas (External Detachable) 2.4 GHz: 3 dBi
	Transmit Power	CE: < 20 dBm (2.4 GHz, EIRP), < 27 dBm (5 GHz, EIRP); FCC: < 23 dBm (2.4 GHz), < 22 dBm (5 GHz)	CE: < 20 dBm (EIRP), FCC: < 22 dBm
Centralized Management	Omada Software Controller	•	
	Omada Hardware Controller	•	
	Omada APP	•	
Security	Captive Portal Authentication	•	
	Access Control	•	
	Maximum number of MAC Filter	4000	
	Wireless Isolation between Clients	•	
	VLAN	•	
	Rogue AP Detection	•	
	Wireless Encryption	WPA-Personal/Enterprise, WPA2-Personal/Enterprise	
	802.1X Support	•	
Wireless Function	Multiple SSIDs	16 (8 for each band)	8
	Enable/Disable Wireless Radio	•	
	Enable/Disable SSID Broadcast	•	
	Guest Network	•	
	Automatic Channel Assignment	•	
	Transmit Power Control	Adjust transmit Power on dBm	
	QoS (WMM)	•	
	Seamless Roaming	•	-
	Mesh	•	-
	Beamforming	•	-
	MU-MIMO	•	-
	Rate Limit	Based on SSID/Client	
	Load Balance	•	
	Airtime Fairness	•	-
	Band Steering	•	-
	RADIUS Accounting	•	
	MAC Authentication	•	
	Reboot Schedule	•	
	Wireless Schedule	•	
	Wireless Statistics	•	
	Static IP/Dynamic IP	•	
Support Data Rates	802.11ac	6.5 Mbps to 867 Mbps (MCS0-MCS9, NSS=1 to 2 VHT20/40/80)	-
	802.11n	6.5 Mbps to 300 Mbps (MCS0-MCS15, HT20/40)	
	802.11g	6, 9, 12, 18, 24, 36, 48, 54 Mbps	
	802.11b	1, 2, 5.5, 11 Mbps	
	802.11a	6, 9, 12, 18, 24, 36, 48, 54 Mbps	-

Outdoor 802.11n/ac AP			
Model		EAP225-Outdoor	EAP110-Outdoor
Management	LED ON/OFF Control	•	
	Management MAC Access Control	•	
	Web-based Management	•	
	SNMP	v1, v2c	
	SSH	•	
	Restore & Backup	•	
	Firmware update via Web	•	
	NTP	•	
	System Log	•	
	Email Alerts	•	
Physical & Environment	Power Supply	802.3af PoE or 24 V Passive PoE (+4,5 pins; -7,8 pins. PoE Adapter Included)	24 V Passive PoE (+4,5 pins; -7,8 pins. PoE Adapter Included)
	Maximum Power Consumption	10.5W	3.1 W
	Reset	•	
	Mounting	Pole/Wall mouting (Kits included)	
Others	Certifications	CE, FCC, RoHS	
	Dimensions (W x D x H)	214.9 x 46 x 26.7 mm	
	Environment	Operating Temperature: -30 °C–70 °C (-22 °F–158 °F); Storage Temperature: -40 °C–70 °C (-40 °F–158 °F); Operating Humidity: 10%–90% non-condensing; Storage Humidity: 5%–90% non-condensing;	Operating Temperature: -30 °C–65 °C (-22 °F–149 °F); Storage Temperature: -40 °C–70 °C (-40 °F–158 °F); Operating Humidity: 10%–90% non-condensing; Storage Humidity: 5%–90% non-condensing;

Antenna Radiation Patterns

Ceiling Mount AP

EAP690E HD				
	Elevation-0°	Elevation-90°	Azimuth	Mapped 3D
2.45 GHz	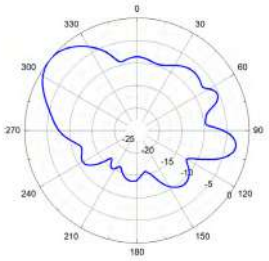	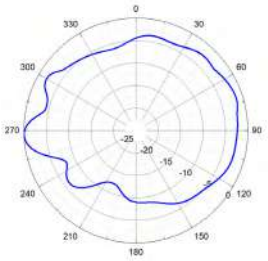	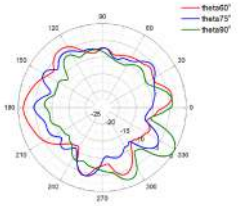	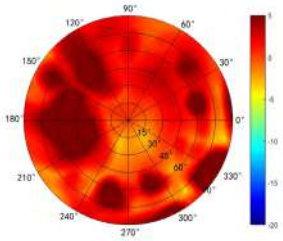
5.25 GHz	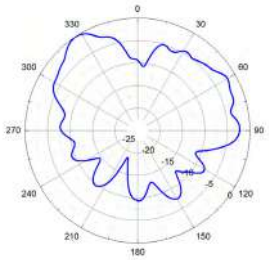	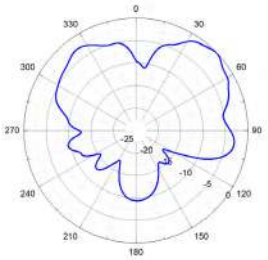	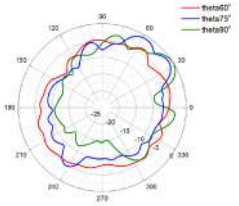	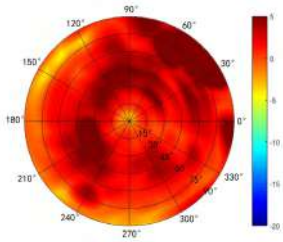
5.5 GHz	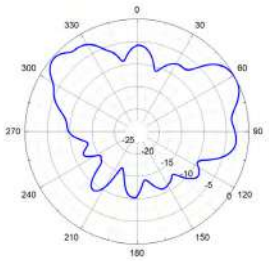	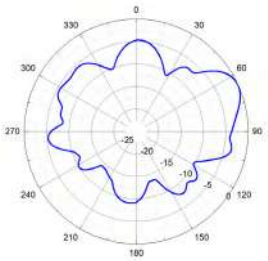	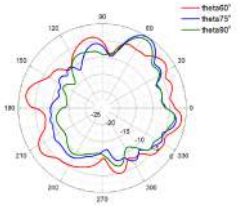	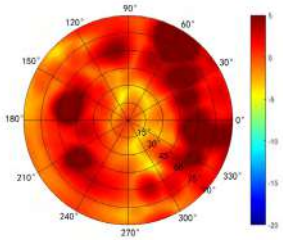
5.75 GHz	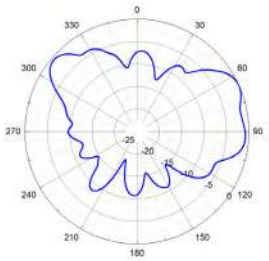	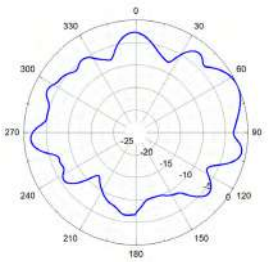	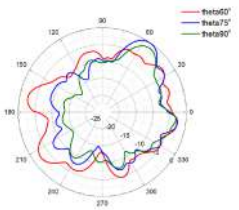	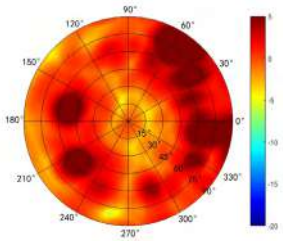
6.5 GHz	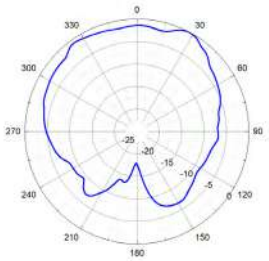	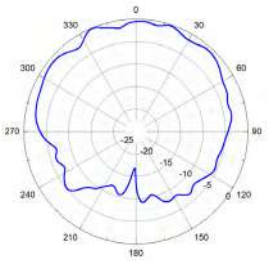	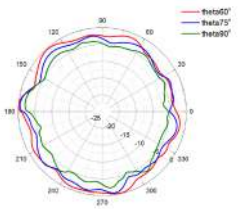	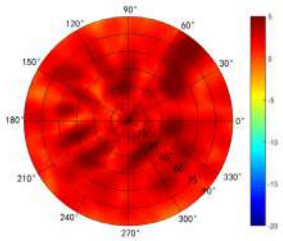

Ceiling Mount AP

EAP670				
	Elevation-0°	Elevation-90°	Azimuth	Mapped 3D
2.45 GHz	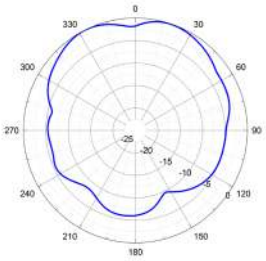	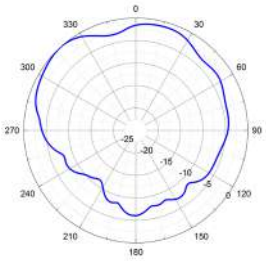	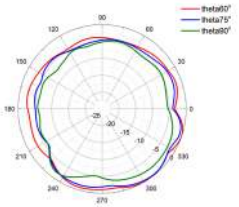	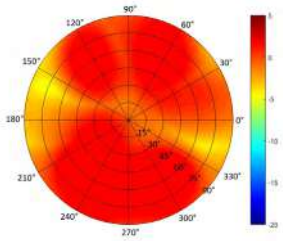
5.25 GHz	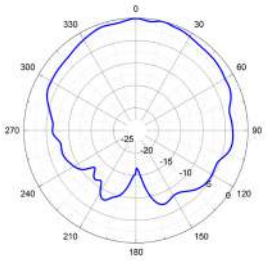	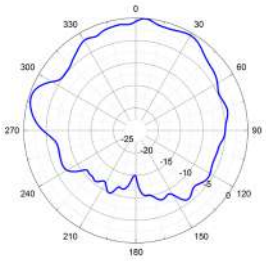	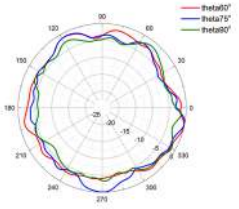	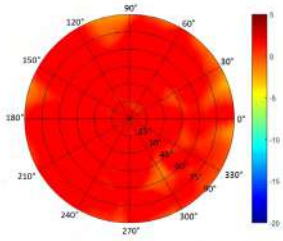
5.5 GHz	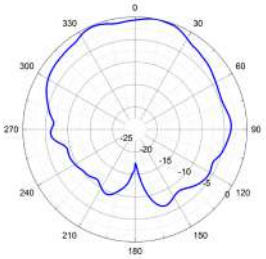	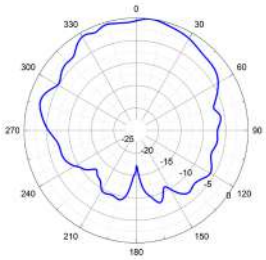	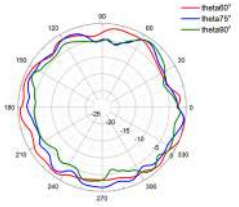	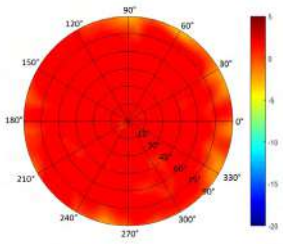
5.75 GHz	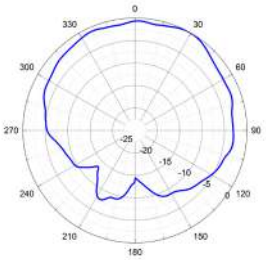	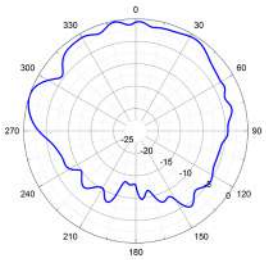	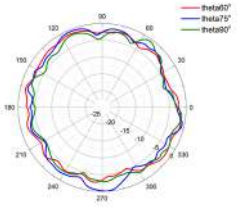	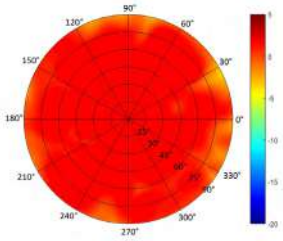

Ceiling Mount AP

EAP660 HD				
	Elevation-0°	Elevation-90°	Azimuth	Mapped 3D
2.45 GHz	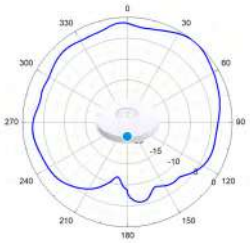	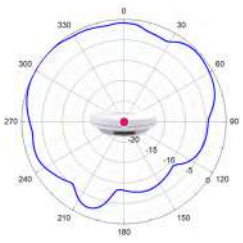	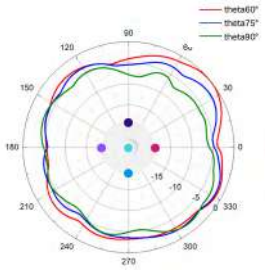	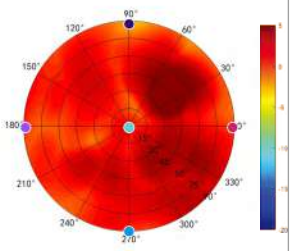
5.25 GHz	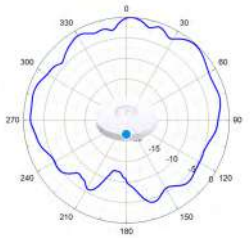	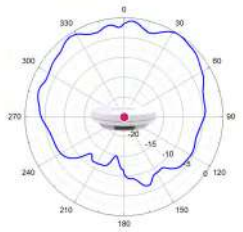	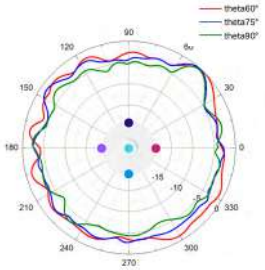	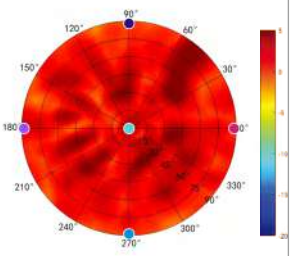
5.5 GHz	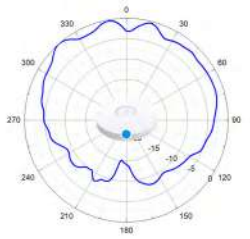	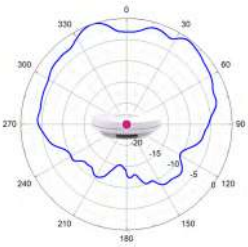	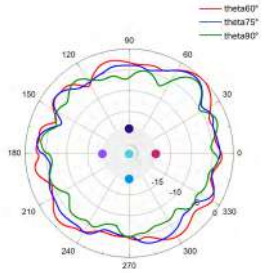	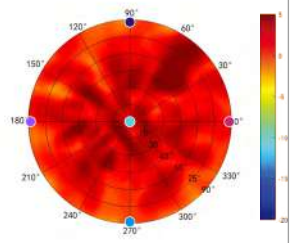
5.75 GHz	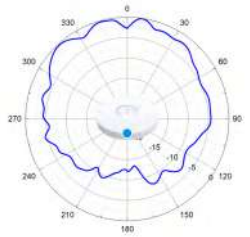	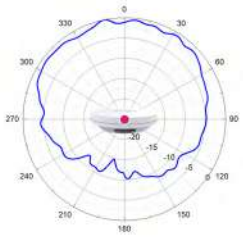	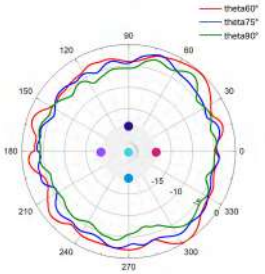	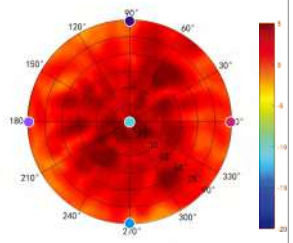

Ceiling Mount AP

EAP653				
	Elevation-0°	Elevation-90°	Azimuth	Mapped 3D
2.45 GHz	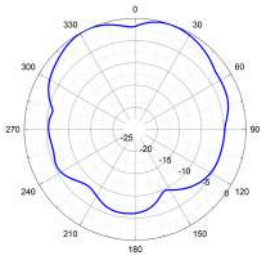	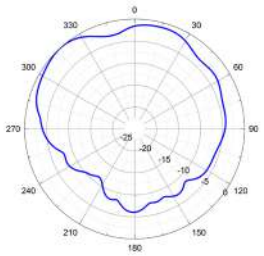	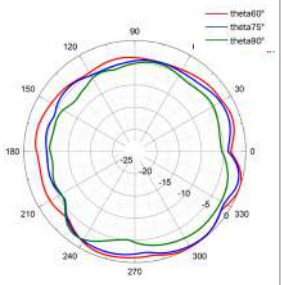	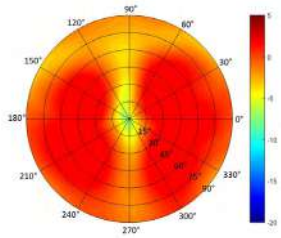
5.25 GHz	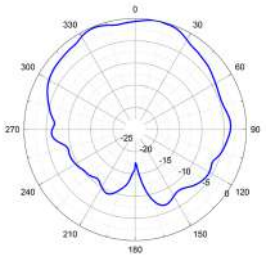	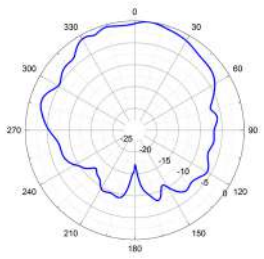	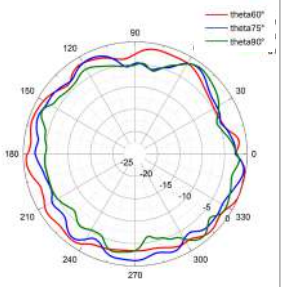	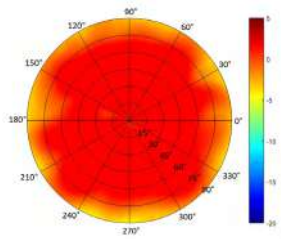
5.5 GHz	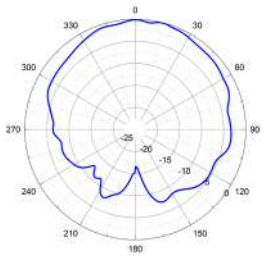	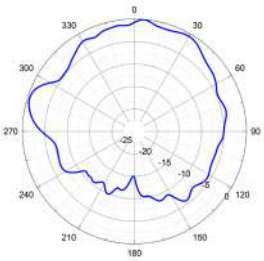	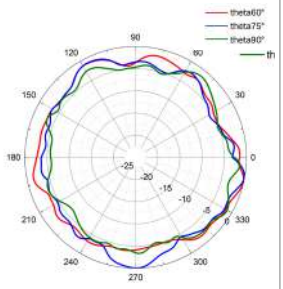	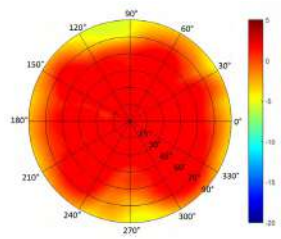
5.75 GHz	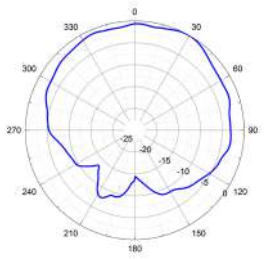	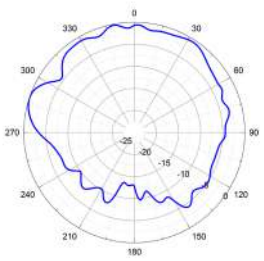	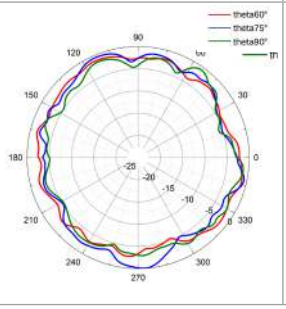	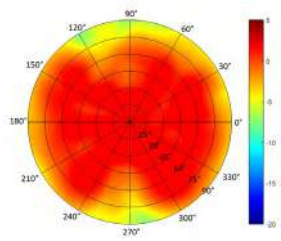

Ceiling Mount AP

EAP650				
	Elevation-0°	Elevation-90°	Azimuth	Mapped 3D
2.45 GHz	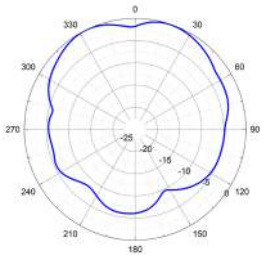	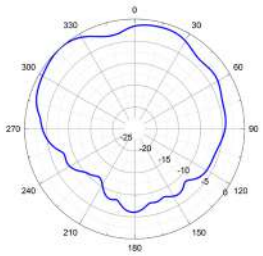	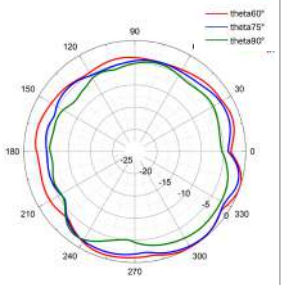	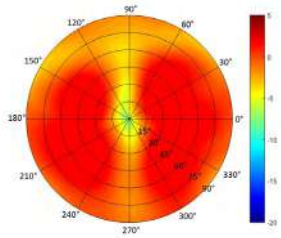
5.25 GHz	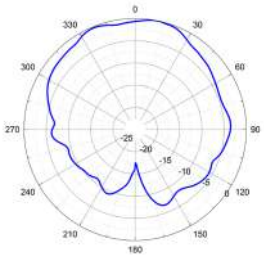	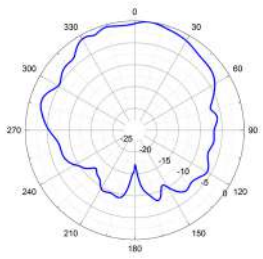	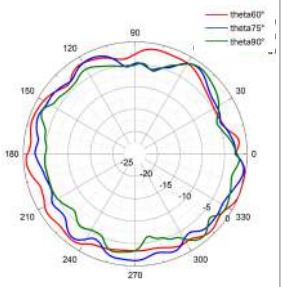	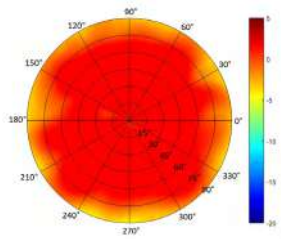
5.5 GHz	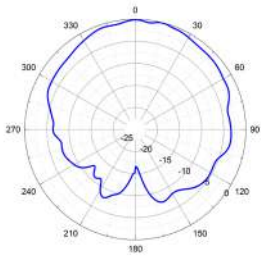	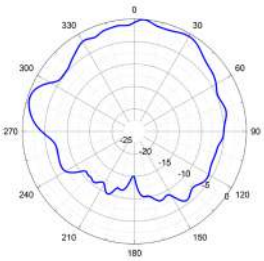	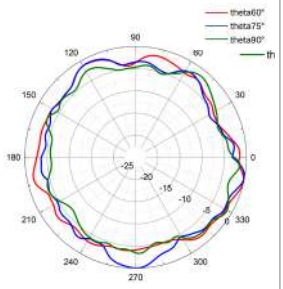	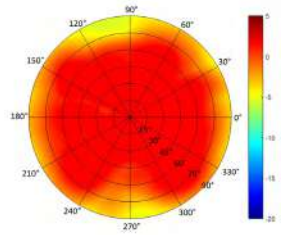
5.75 GHz	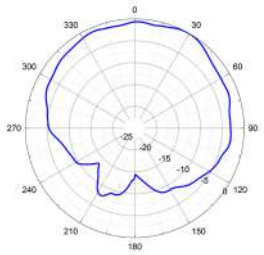	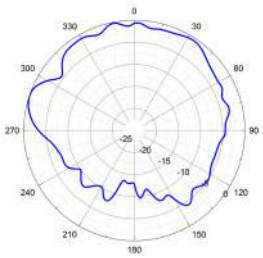	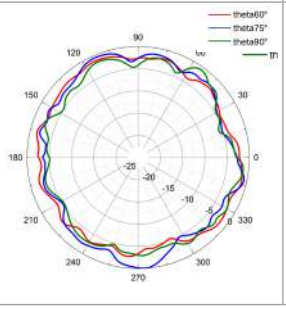	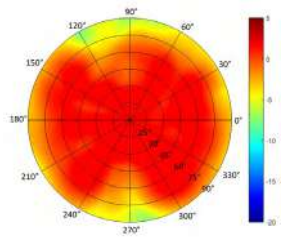

Ceiling Mount AP

EAP620 HD				
	Elevation-0°	Elevation-90°	Azimuth	Mapped 3D
2.45 GHz	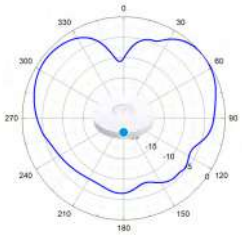	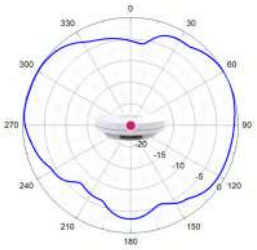	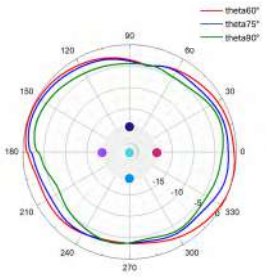	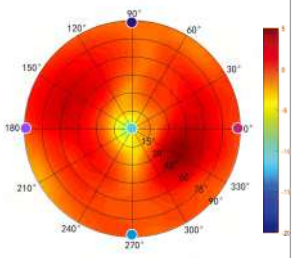
5.25 GHz	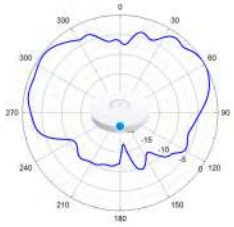	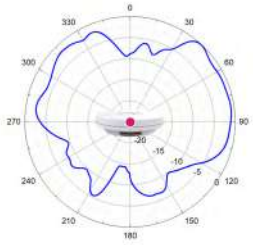	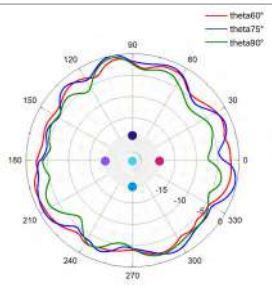	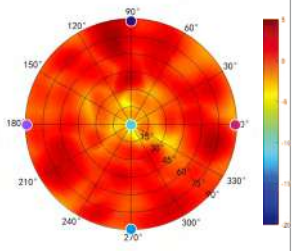
5.5 GHz	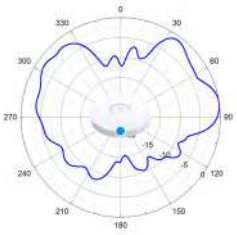	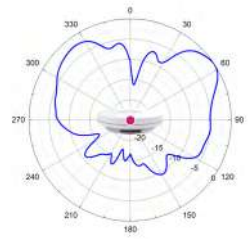	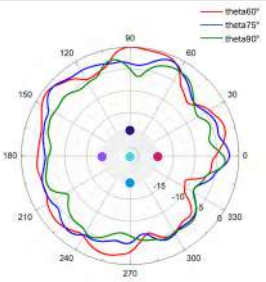	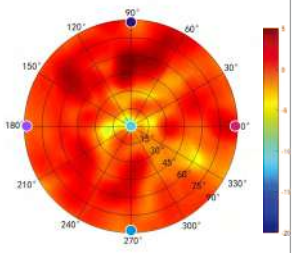
5.75 GHz	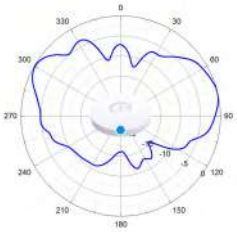	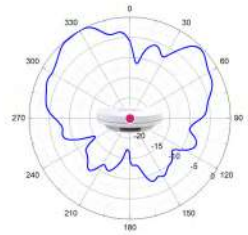	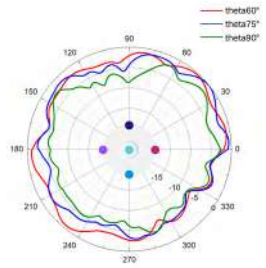	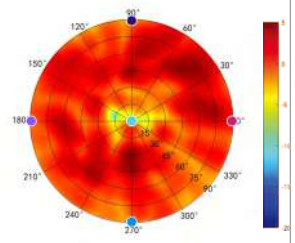

Ceiling Mount AP

EAP613 / EAP610				
	Elevation-0°	Elevation-90°	Azimuth	Mapped 3D
2.45 GHz	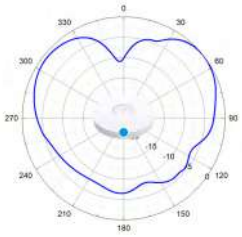	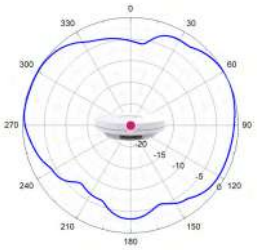	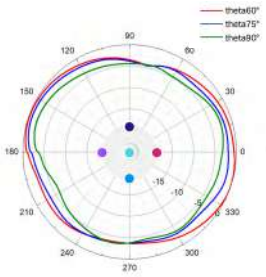	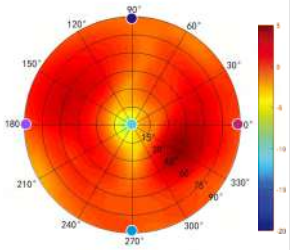
5.25 GHz	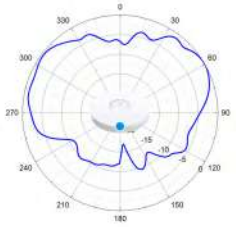	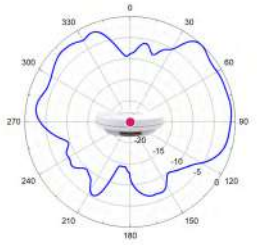	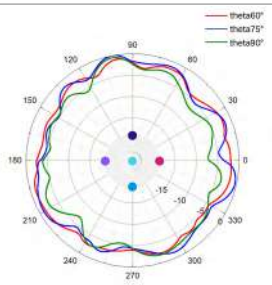	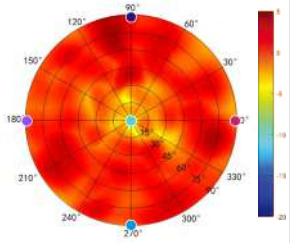
5.5 GHz	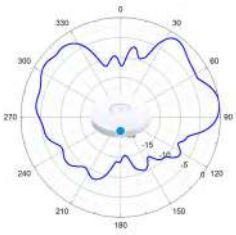	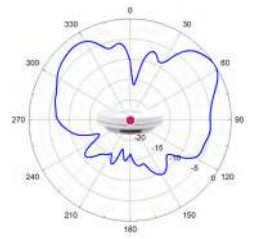	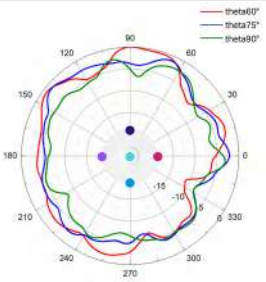	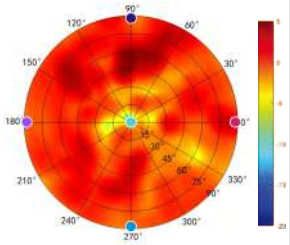
5.75 GHz	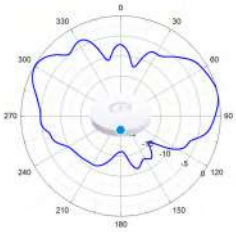	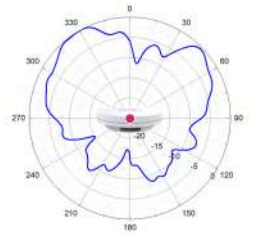	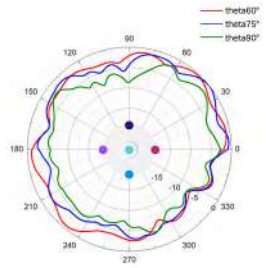	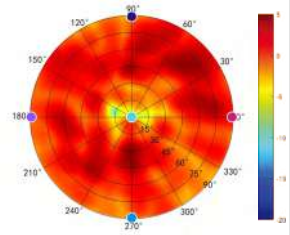

Ceiling Mount AP

EAP265 HD				
	Elevation-0°	Elevation-90°	Azimuth	Mapped 3D
2.45 GHz	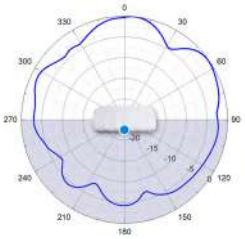	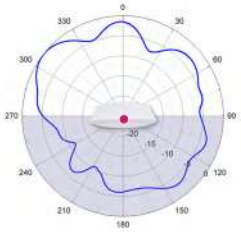	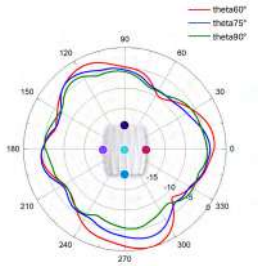	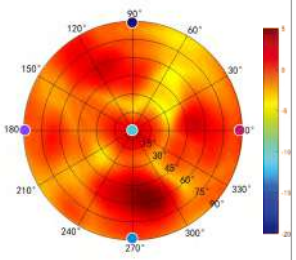
5.25 GHz	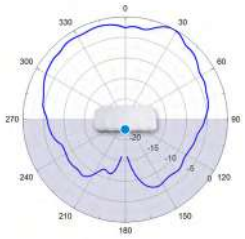	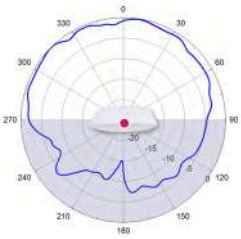	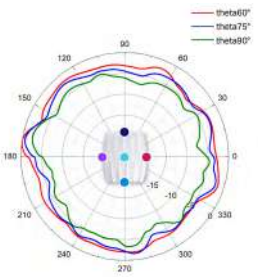	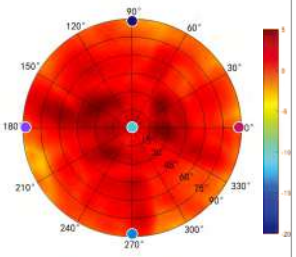
5.5 GHz	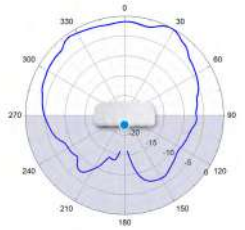	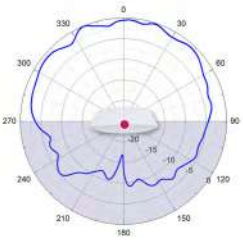	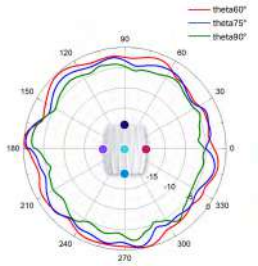	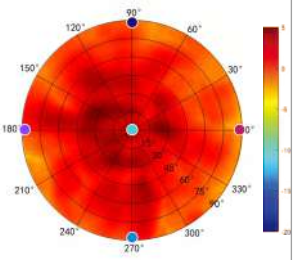
5.75 GHz	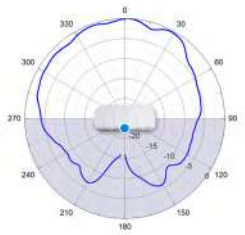	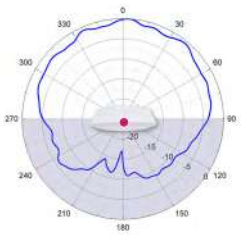	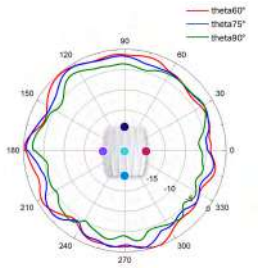	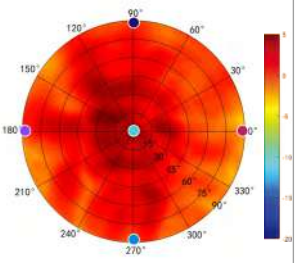

Ceiling Mount AP

EAP245				
	Elevation-0°	Elevation-90°	Azimuth	Mapped 3D
2.45 GHz	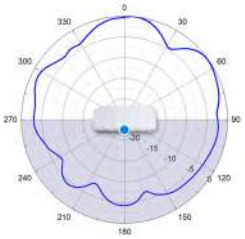	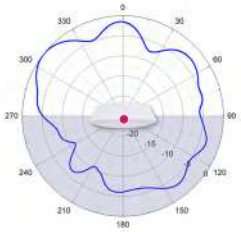	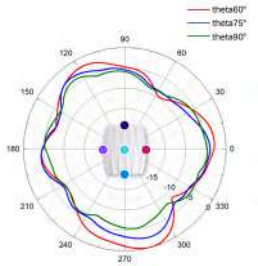	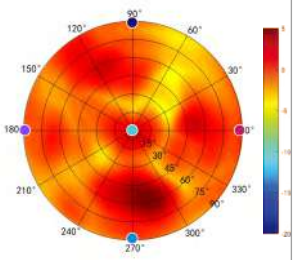
5.25 GHz	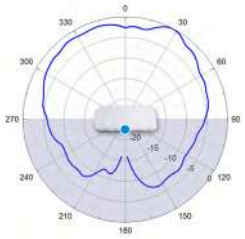	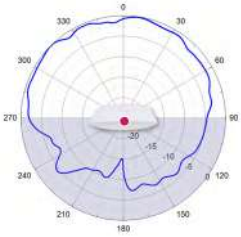	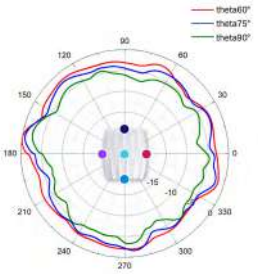	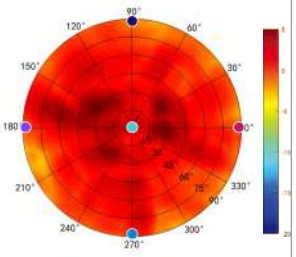
5.5 GHz	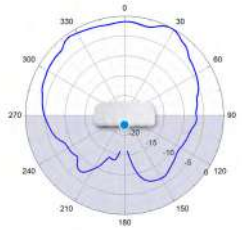	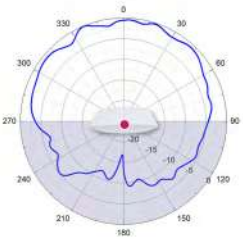	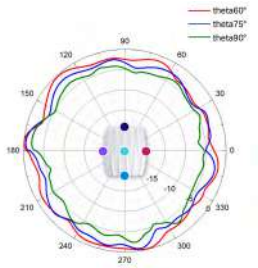	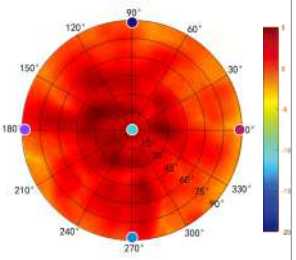
5.75 GHz	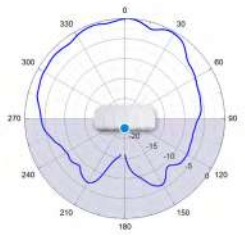	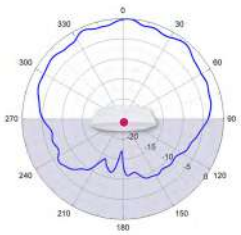	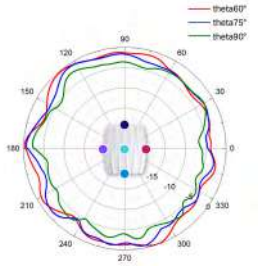	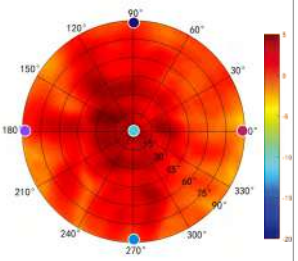

Ceiling Mount AP

EAP225 / EAP223				
	Elevation-0°	Elevation-90°	Azimuth	Mapped 3D
2.45 GHz	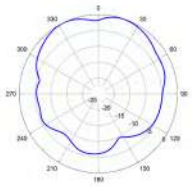	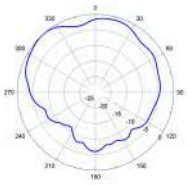	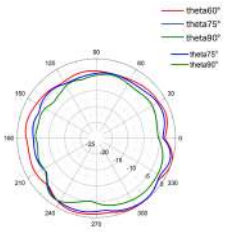	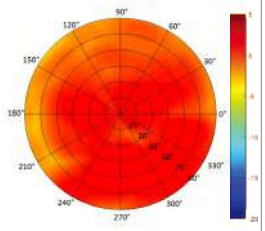
5.25 GHz	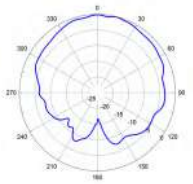	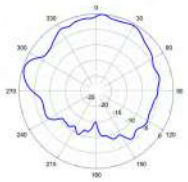	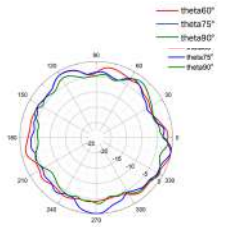	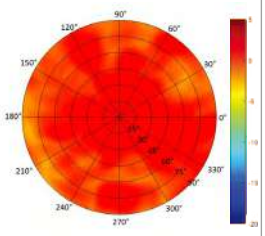
5.5 GHz	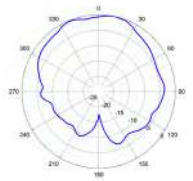	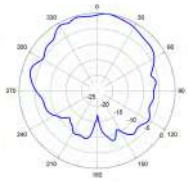	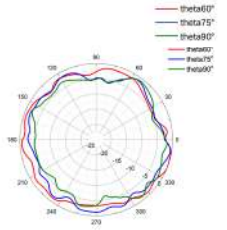	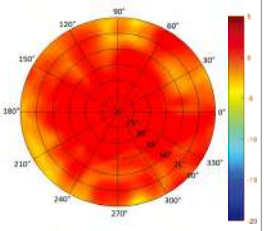
5.75 GHz	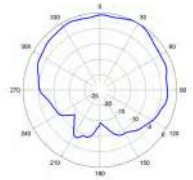	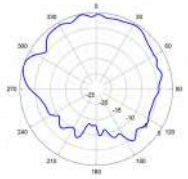	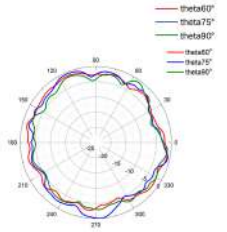	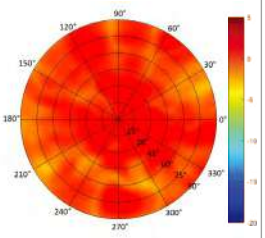

Ceiling Mount AP

EAP115				
	Elevation-0°	Elevation-90°	Azimuth	Mapped 3D
2.45 GHz	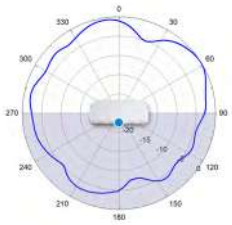	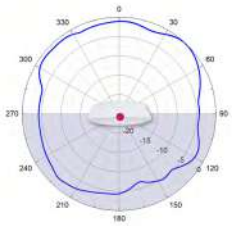	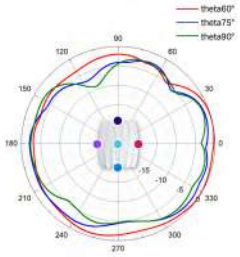	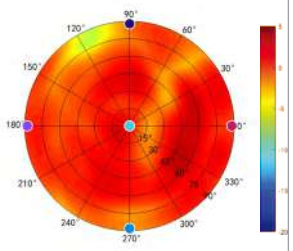

Ceiling Mount AP

EAP110				
	Elevation-0°	Elevation-90°	Azimuth	Mapped 3D
2.45 GHz	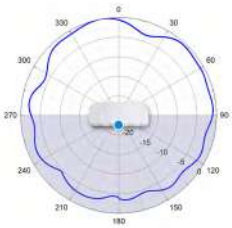	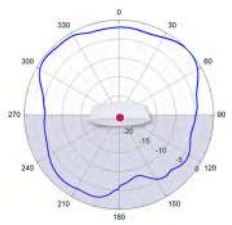	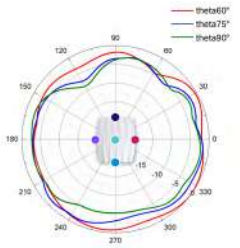	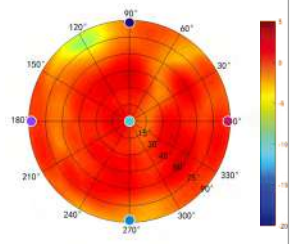

Wall Plate AP

EAP655-Wall				
	Elevation-0°	Elevation-90°	Azimuth	Mapped 3D
2.45 GHz	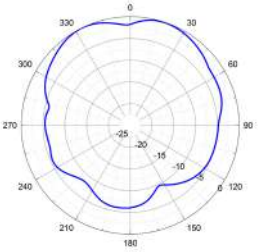	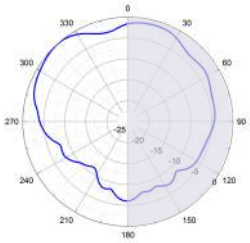	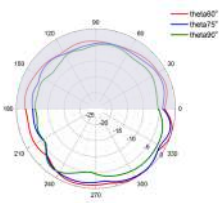	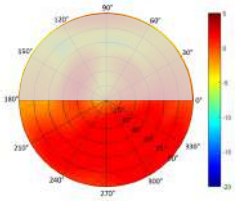
5.25 GHz	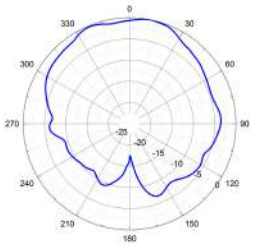	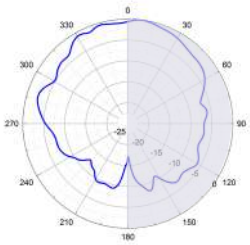	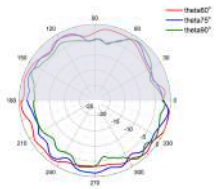	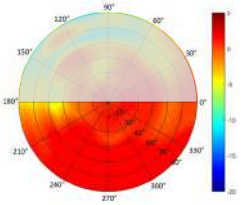
5.5 GHz	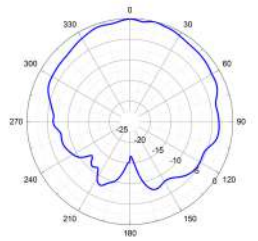	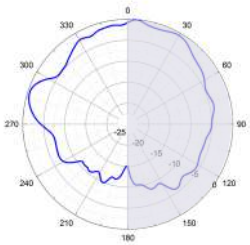	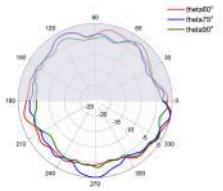	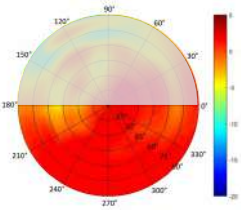
5.75 GHz	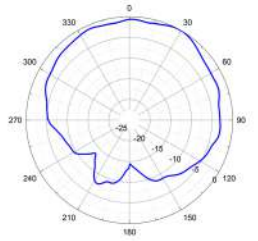	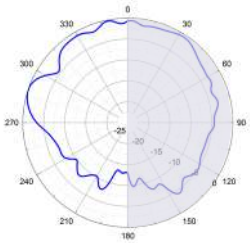	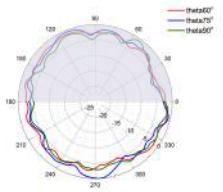	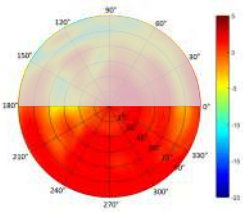

Wall Plate AP

EAP650-Wall				
	Elevation-0°	Elevation-90°	Azimuth	Mapped 3D
2.45 GHz	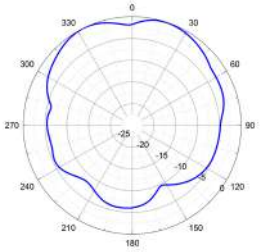	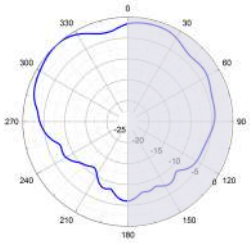	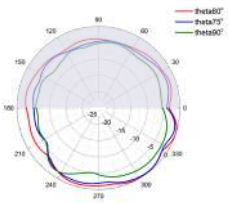	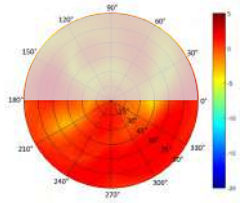
5.25 GHz	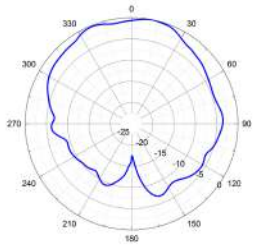	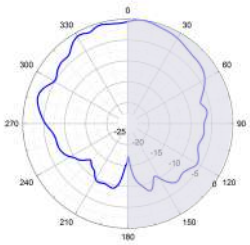	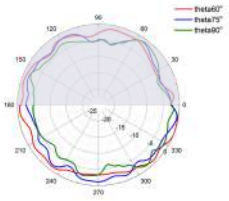	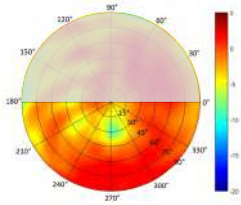
5.5 GHz	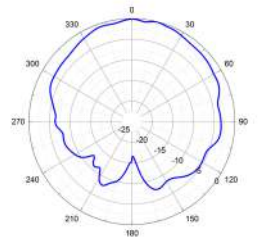	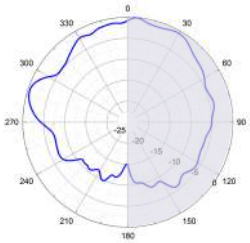	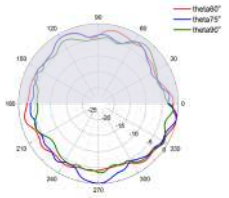	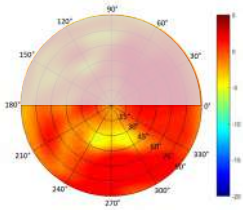
5.75 GHz	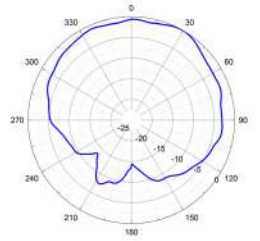	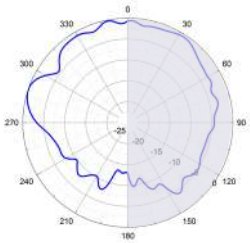		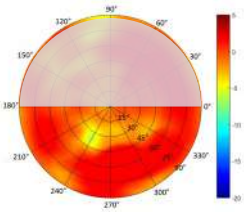

Wall Plate AP

EAP615-Wall				
	Elevation-0°	Elevation-90°	Azimuth	Mapped 3D
2.45 GHz	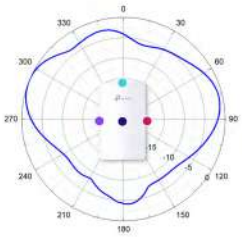	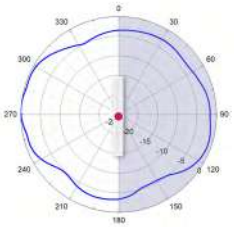	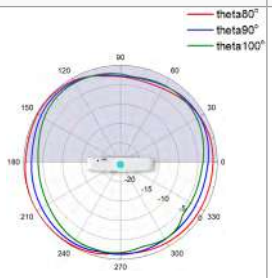	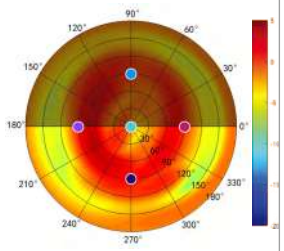
5.25 GHz	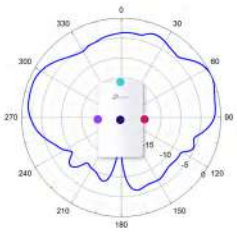	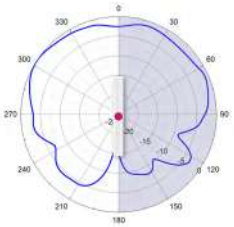	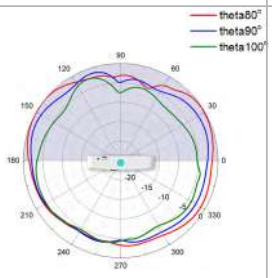	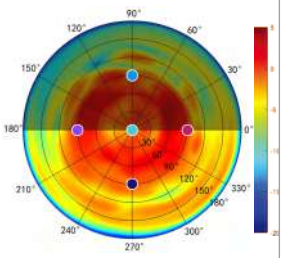
5.5 GHz	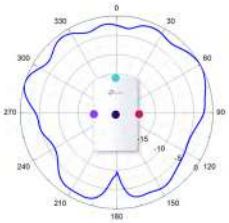	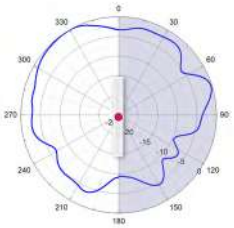	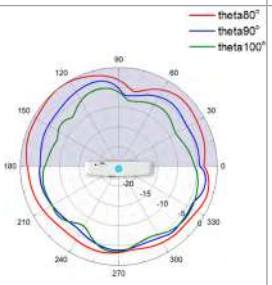	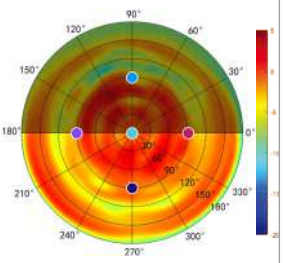
5.75 GHz	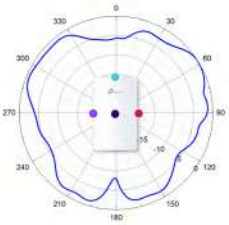	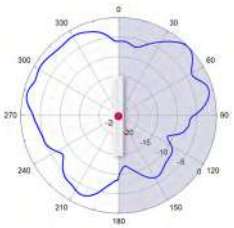	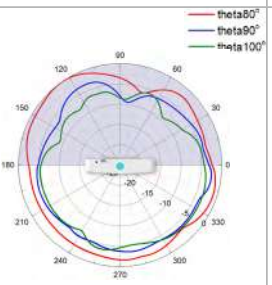	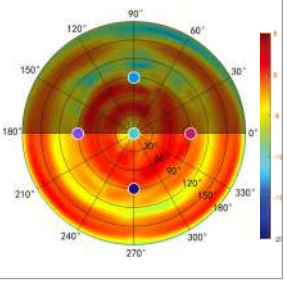

Wall Plate AP

EAP235-Wall				
	Elevation-0°	Elevation-90°	Azimuth	Mapped 3D
2.45 GHz	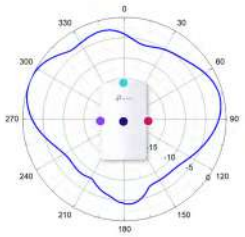	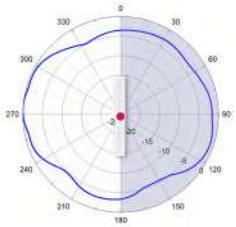	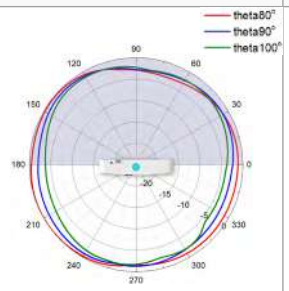	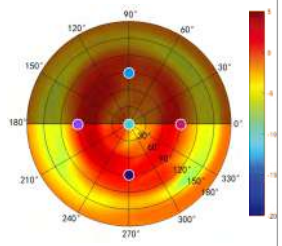
5.25 GHz	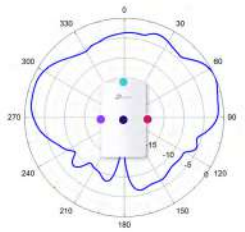	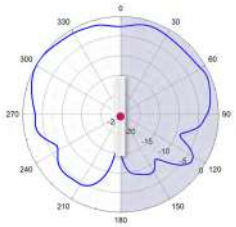	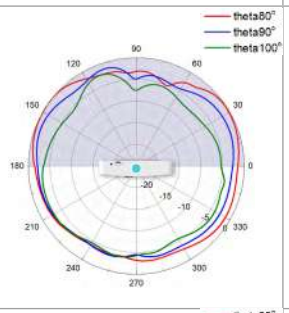	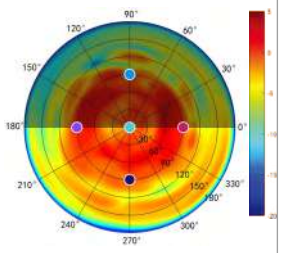
5.5 GHz	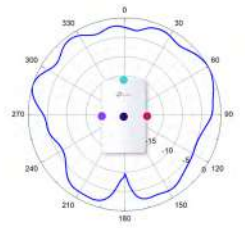	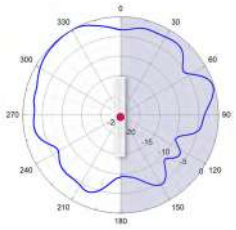	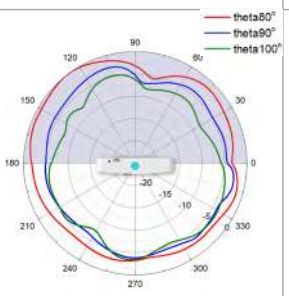	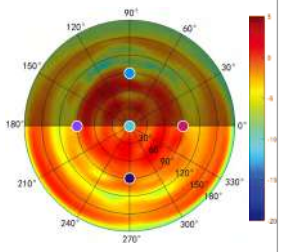
5.75 GHz	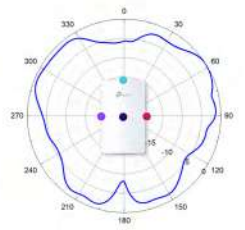	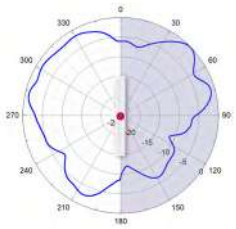	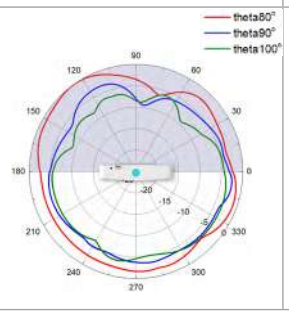	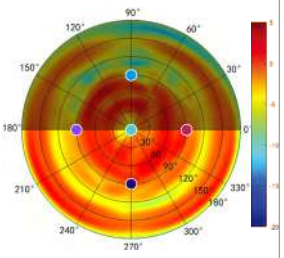

Wall Plate AP

EAP230-Wall				
	Elevation-0°	Elevation-90°	Azimuth	Mapped 3D
2.45 GHz	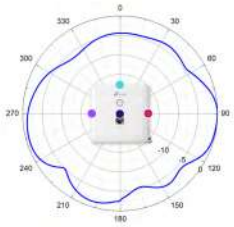	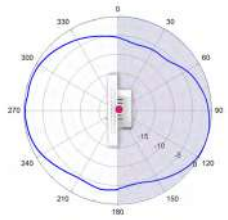	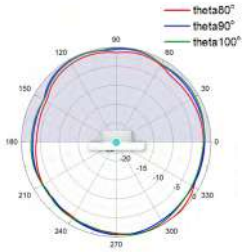	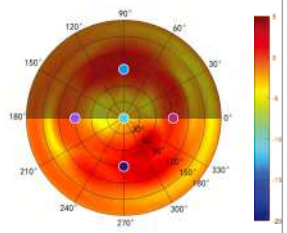
5.25 GHz	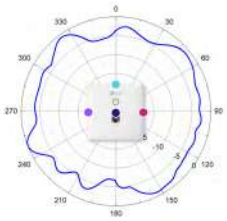	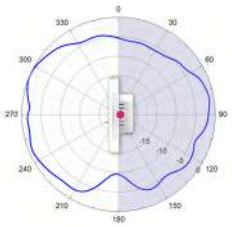	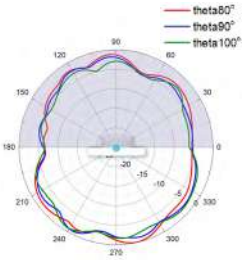	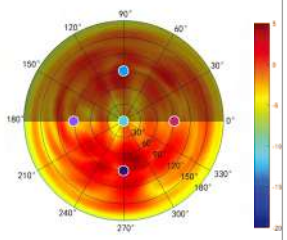
5.5 GHz	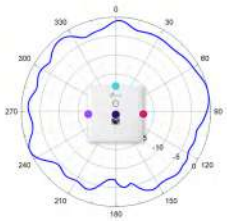	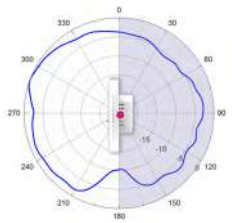	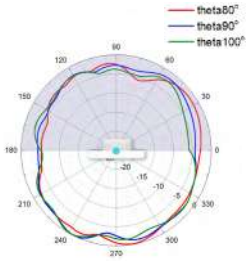	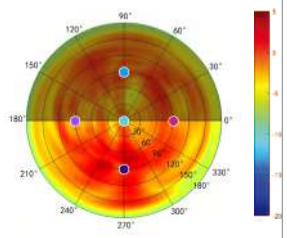
5.75 GHz	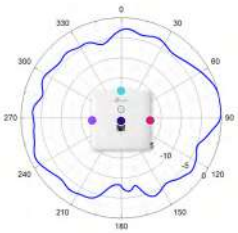	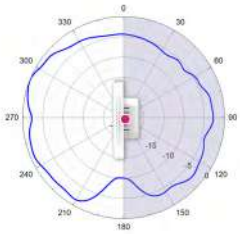	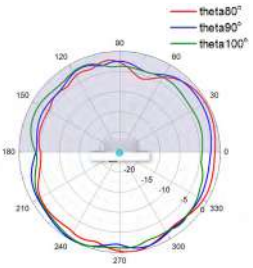	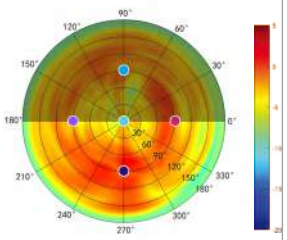

Wall Plate AP

EAP225-Wall				
	Elevation-0°	Elevation-90°	Azimuth	Mapped 3D
2.45 GHz	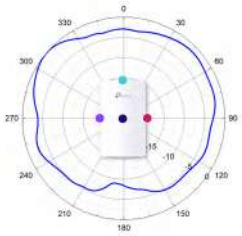	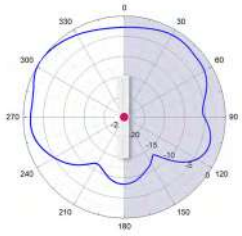	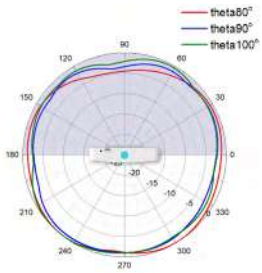	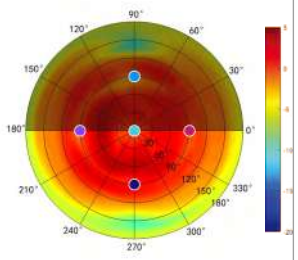
5.25 GHz	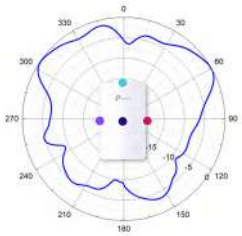	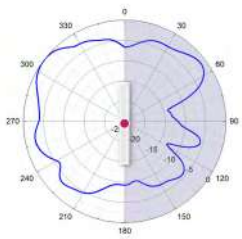	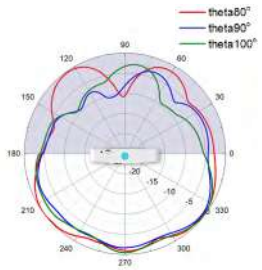	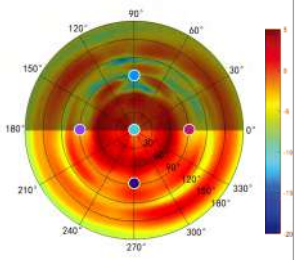
5.5 GHz	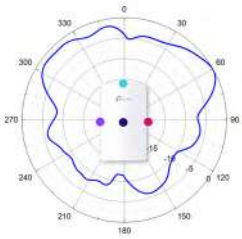	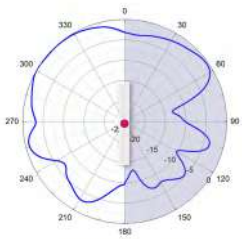	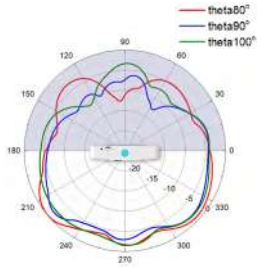	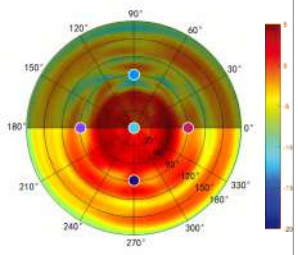
5.75 GHz	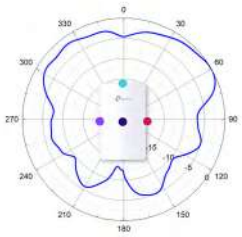	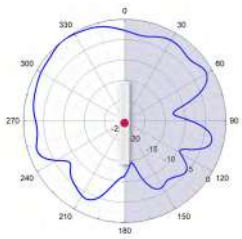	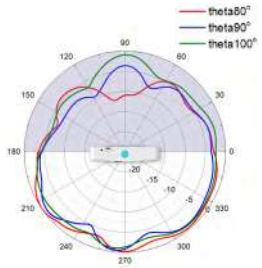	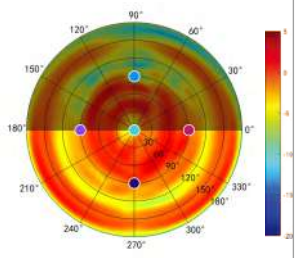

Wall Plate AP

EAP115-Wall				
	Elevation-0°	Elevation-90°	Azimuth	Mapped 3D
2.45 GHz	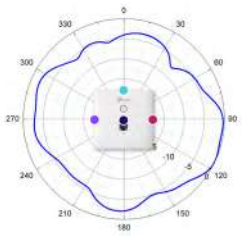	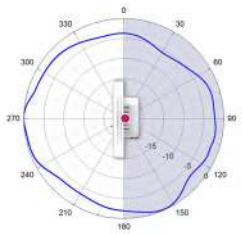	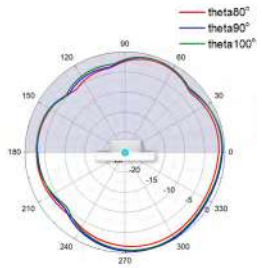	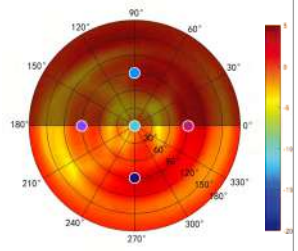

Outdoor AP

EAP650-Outdoor				
	Elevation-0°	Elevation-90°	Azimuth	Mapped 3D
2.45 GHz	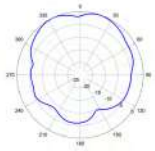		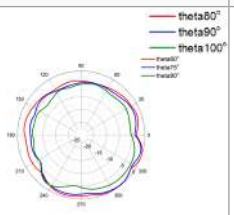	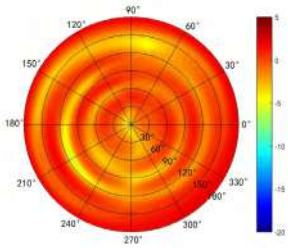
5.25 GHz			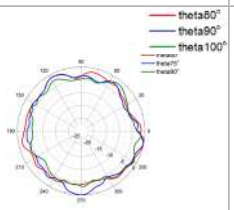	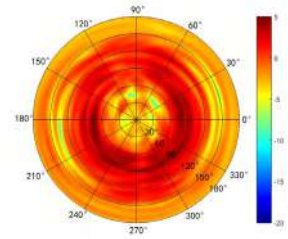
5.5 GHz			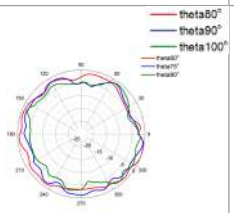	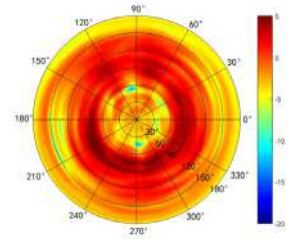
5.75 GHz		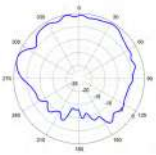	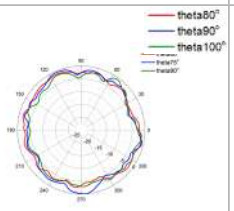	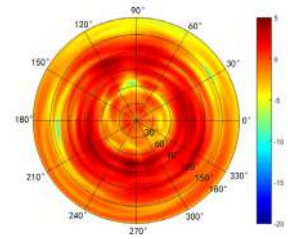

*EAP650-Outdoor is based on EAP610-Outdoor and adds a set of auxiliary antennas to combat outdoor interference. The two sets of antennas do not work at the same time, and the directivity of the auxiliary antenna will not be better than the original antenna.

Outdoor AP

EAP610-Outdoor				
	Elevation-0°	Elevation-90°	Azimuth	Mapped 3D
2.45 GHz	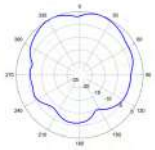		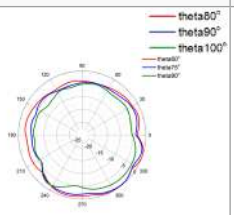	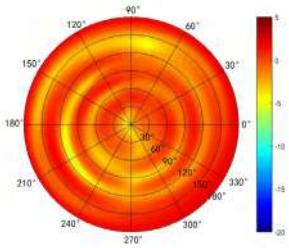
5.25 GHz	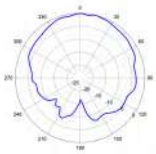			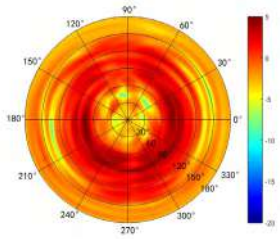
5.5 GHz	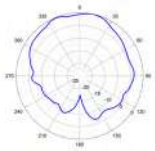		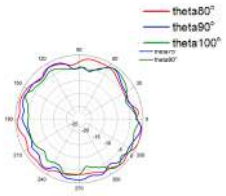	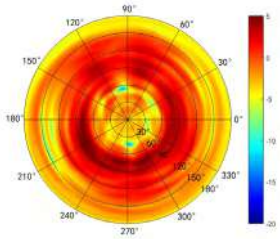
5.75 GHz		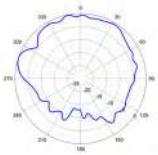	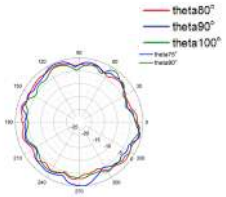	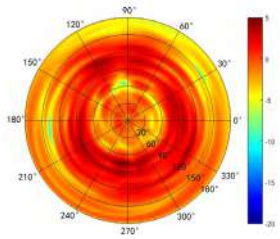

Outdoor AP

EAP225-Outdoor				
	Elevation-0°	Elevation-90°	Azimuth	Mapped 3D
2.45 GHz	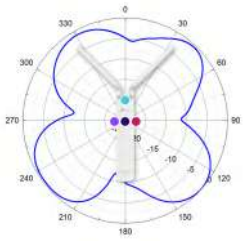	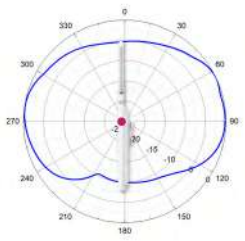	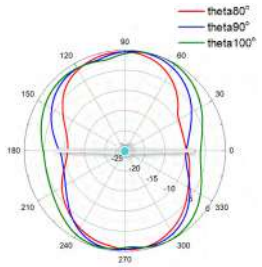	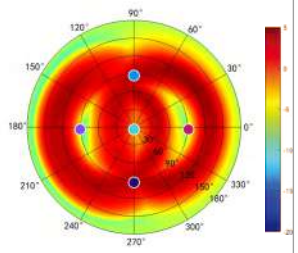
5.25 GHz	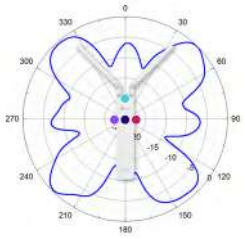	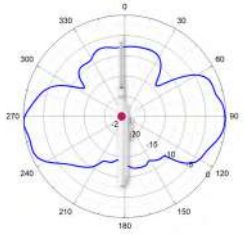	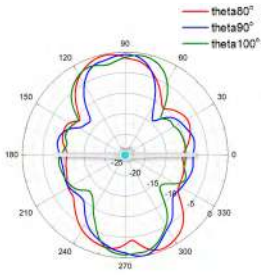	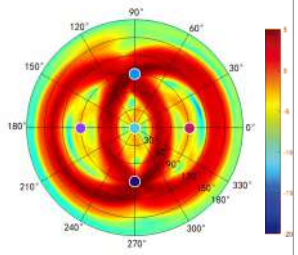
5.5 GHz	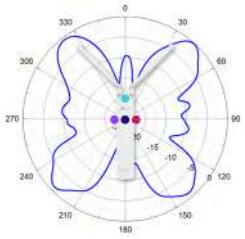	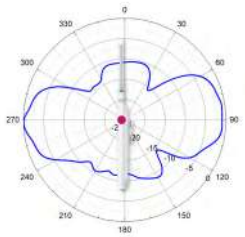	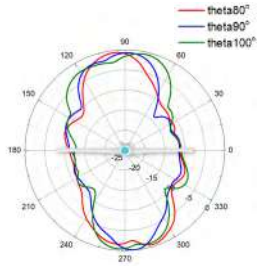	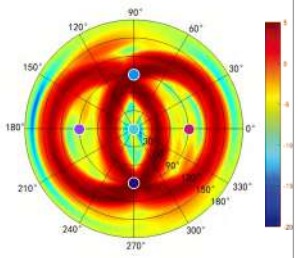
5.75 GHz	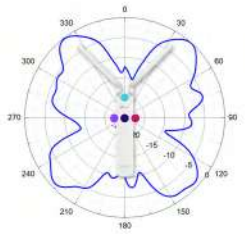	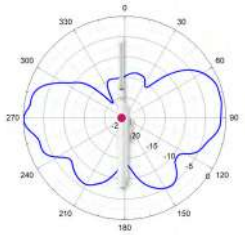	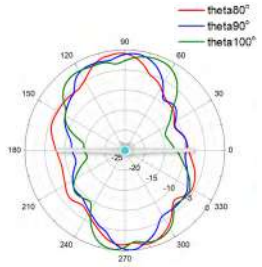	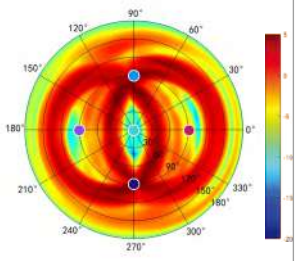

Outdoor AP

EAP110-Outdoor				
	Elevation-0°	Elevation-90°	Azimuth	Mapped 3D
2.45 GHz	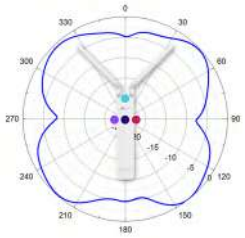	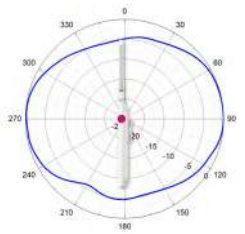	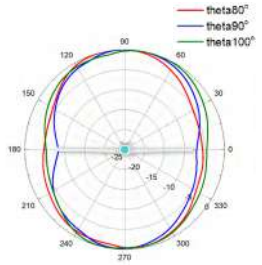	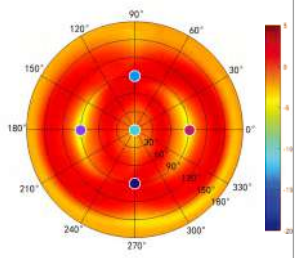

Disclaimers

Wireless Speed and Range Disclaimer

Maximum wireless transmission rates are the physical rates derived from IEEE Standard 802.11 specifications. Range and coverage specifications were defined according to test results under normal usage conditions. Actual wireless transmission rate and wireless coverageare not guaranteed, and will vary as a result of 1) environmental factors, including building materials, physical objects and obstacles, 2) network conditions, including local interference, volume and density of traffic, product location, network complexity, and network overhead and 3) client limitations, including rated performance, location, connection quality, and client condition.

Wireless Client Capacity Disclaimer

Wireless client capacity specifications were defined according to test results under normal usage conditions. Actual wireless client capacity is not guaranteed, and will vary as a result of 1) environmental factors, including building materials, physical objects and obstacles, 2) network conditions, including local interference, volume and density of traffic, product location, network complexity, and network overhead and 3) client limitations, including rated performance, location, connection quality, and client condition.

Ethernet Port Limitation Disclaimer

Actual network speed may be limited by the rate of the product's Ethernet WAN or LAN port, the rate supported by the network cable, Internet service provider factors and other environmental conditions.

MU-MIMO Disclaimer

(Only for certain devices)
MU-MIMO capability requires client devices that also support MU-MIMO.

Seamless Roaming Disclaimer

(Only for certain devices)
Seamless roaming requires both the access point and client devices to support 802.11k and 802.11v protocols.

Lightning and Electro-Static Discharge Protection Disclaimer

(Only for outdoor devices)
Protection against lightning and electro-static discharge may be achieved through proper product setup, grounding and cable shielding. Refer to the instruction manual and consult an IT professional to assist with setting up this product.

PoE Disclaimer

PoE budget calculations are based on laboratory testing. Actual PoE power budget is not guaranteed and will vary as a result of client limitations and environmental factors.

Some models featured in this guide may be unavailable in your country or region. Visit TP-Link website for local sales information: www.tp-link.com. Specifications are subject to change without notice.
© 2023 TP-Link