User Manual SNZB-02B (EN)

Introduction

Specification

Download the eWeLink App & Add SONOFF Zigbee gateway

Power On the Device

Add Device

- Zigbee Pairing
  - ① Add SONOFF Zigbee Gateway
  - ② Device Pairing

Third-Party Compatible Gateways

Effective Communication Distance Verification

Installation

Replace the battery

Factory Reset

WARNING

EU Declaration of Conformity

For CE frequency

- EU Operating Frequency Range
- EU Output Power

WEEE Disposal and Recycling Information

FCC compliance statement

ITEAD - 李梓旋(42604830)

Zigbee Temperature Humidity Sensor

User Manual V1.0

Introduction

SNZB-02B is a low-power, screen-free temperature and humidity sensor that can monitor environmental temperature and humidity in real time. It can be easily hung or attached, making installation simple. By setting smart scenes, it helps keep you in a comfortable environment at all times.

Temperature & Humidity Monitoring

High Accuracy

App Monitoring

ITEAD - 李梓旋(42604830)

Dew Point Measurement

Data Storage & Export

Smart Scene

ⓘNote: The above features depend on the capabilities of the Zigbee gateway.

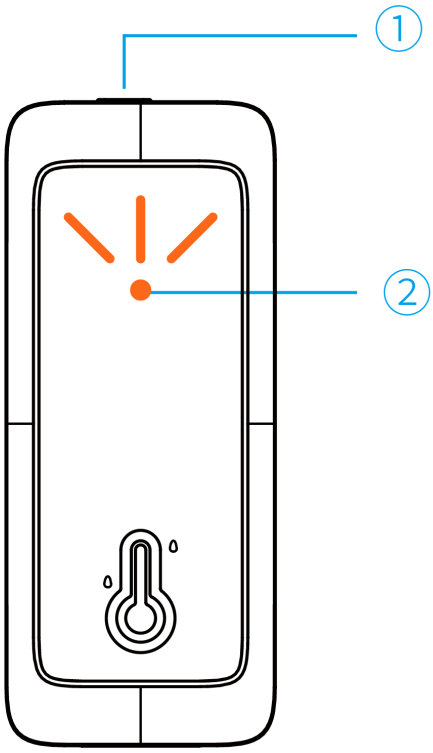

① **Pairing Button**

· **Long press for 5s**: Enter pairing mode (180s duration)

· **Long press for 10s**: Restore factory settings ② **Indicator Light**

· **Slow flashing (180s)**: Device is in pairing mode

· **Solid on for 3s then off:** Pairing successful

· **Stops slow flashing, remains off:** Pairing failed

· **Flashes once:** Not added to the gateway, short press pairing button

· **Flashes twice**: Added to the gateway, short press pairing button

· **Two short flashes and one long:** Communication abnormal, reconnecting

· **Flashes five times quickly:** Factory reset, long press 10s pairing button

Specification

Product Name	AirGuard TH Lite

ITEAD - 李梓旋(42604830)

Product Series	AirGuard Series
Product Type	Zigbee Temperature Humidity Sensor
Model	SNZB-02B
MCU	TLSR8656
Input	3.0V ⎓ (2×1.5V batteries)
Battery Model	LR03 AAA
Wireless Connection	Zigbee 3.0 (IEEE 802.15.4)
Net Weight	43.0g (including batteries)
Color	White
Dimensions	66.3×27.8×20mm
Casing Material	PC
Application Environment	Indoor
Operating Temperature	-20°C ~ 60°C
Operating Humidity	5-95%RH (non-condensing)
Certification	CE/FCC/RoHS

Download the eWeLink App & Add SONOFF Zigbee gateway

Please download the "**eWeLink**" App from the **Google Play Store** or **Apple App Store**.

Power On the Device

ITEAD - 李梓旋(42604830)

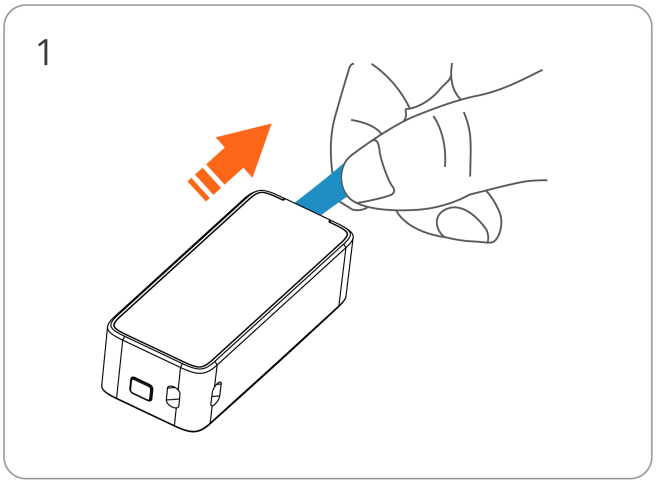

Take out the battery insulation sheet to power on the device.

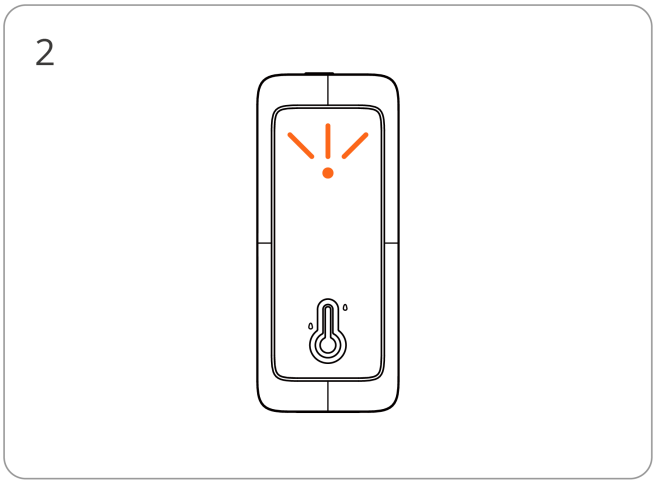

After powering on, the device enters pairing mode by default on first use, with the indicator flashing slowly for 180 seconds.

ⓘ If no pairing is completed within 3 minutes, the device will exit pairing mode. To re-enter, press and hold the button for 5 seconds until the indicator flashes slowly.

Add Device

Zigbee Pairing

① Add SONOFF Zigbee Gateway

Compatible Gateways	
Recommended SONOFF Gateways	ZBBridge-P, ZBBridge-U, NSPanel Pro, iHost
Other Compatible SONOFF Gateways	ZBDongle-P, ZBDongle-E, Dongle-M, Dongle-PMG24, Dongle-LMG21

② Device Pairing

ITEAD - 李梓旋(42604830)

1

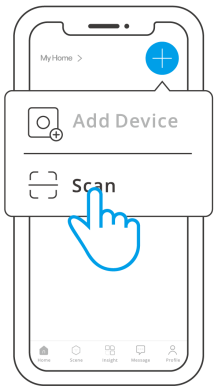

Enter "Scan"

2

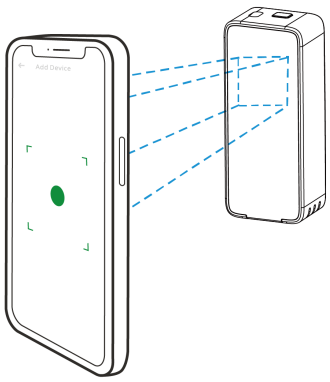

Scan the QR code on the device

3

Select "Add Device"

4

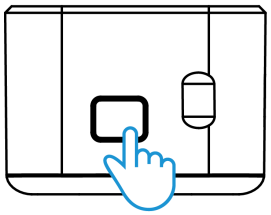

(If the device exits pairing mode)

Long press the button for 5 seconds

5

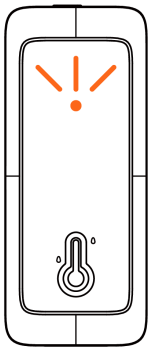

The LED indicator flashes slowly for 180s

6

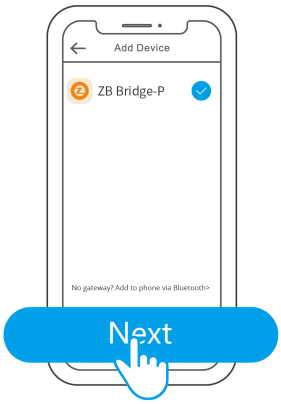

Select Zigbee gateway

ITEAD - 李梓旋(42604830)

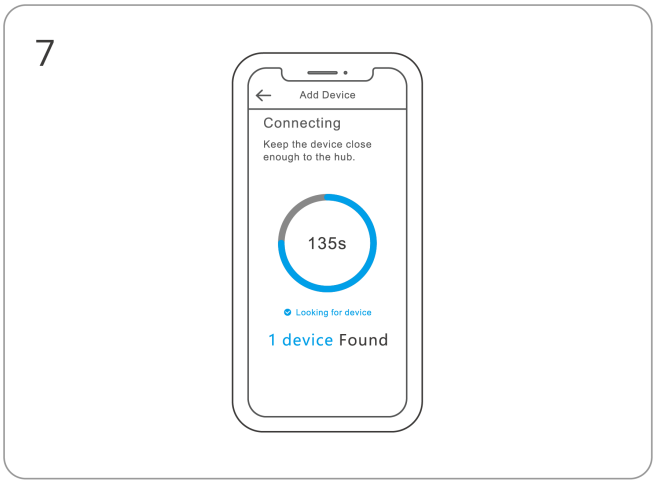

Wait until the device is added

Third-Party Compatible Gateways

Third-Party Compatible Gateways	
Samsung gateway models	SmartThings hub V3, AeoTec Smart Home Hub V3
Amazon gateway models	Echo Plus 2nd, Echo 4th Gen, Echo Show 2nd

ⓘ Other gateways supporting Zigbee 3.0 protocol and temperature & humidity sensors. Please confirm with the gateway manufacturer.

Effective Communication Distance Verification

Install the device in the desired place, then press the Pairing button on the device. The LED indicator flashes twice, indicating that the device and other devices on the same Zigbee network (the router device or hub) are in the effective communication distance.

Installation

ITEAD - 李梓旋(42604830)

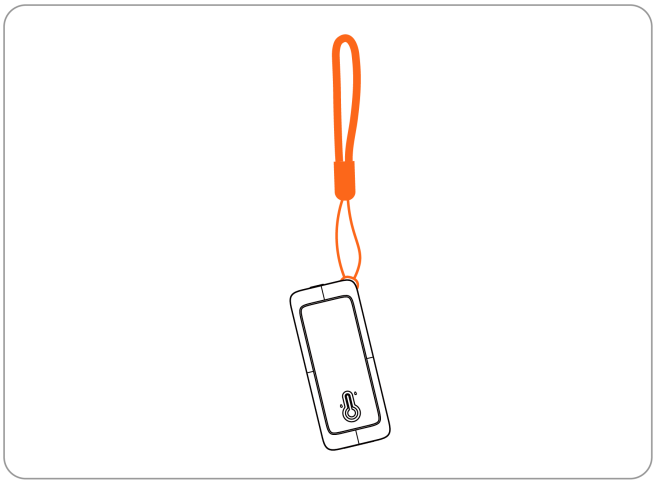

Hang with the lanyard

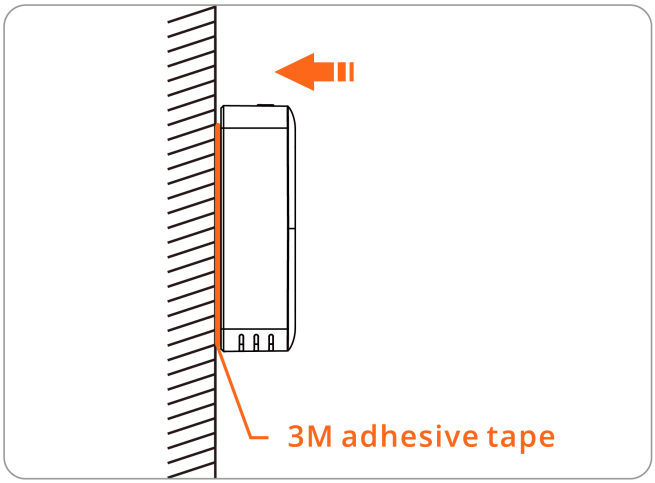

Stick to the wall with 3M adhesive

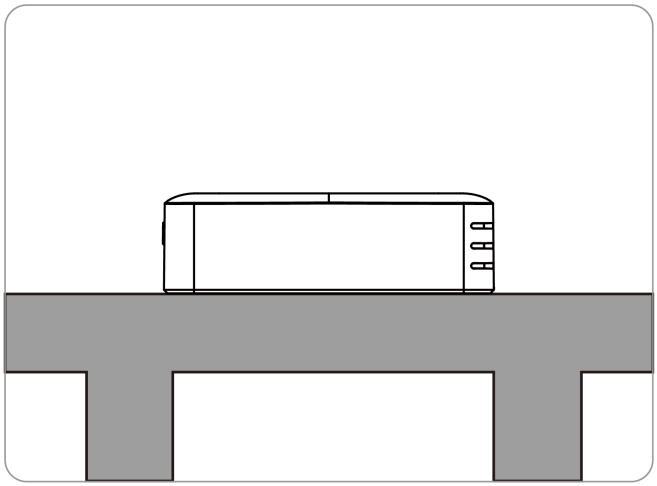

Place freely

ⓘ This device is intended for installation at a height of no more than 2m.

Replace the battery

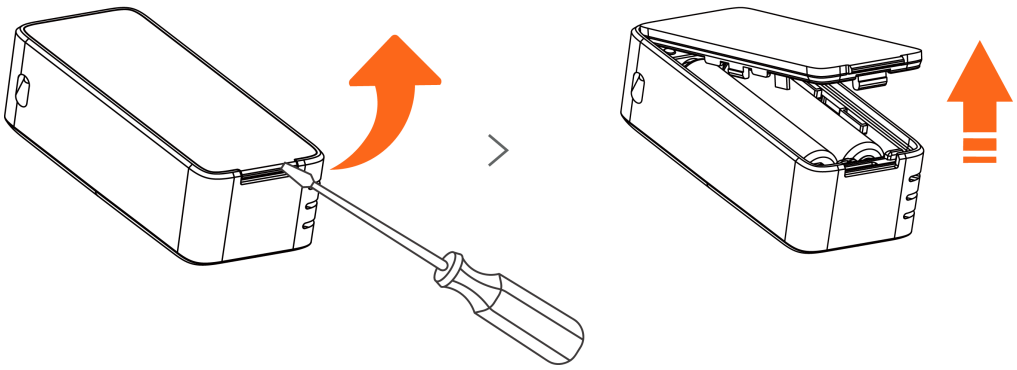

Locate the battery cover latch and pry it open using a tool.

ⓘ If replacing the batteries, use the same type of battery.

Factory Reset

1. Tap the "**Delete device**" button in the eWeLink App;
2. Press and hold the pairing button for 10 seconds until the indicator flashes five times.

The device will then be restored to factory settings.

WARNING

· Do not use metal short-circuited batteries, otherwise, the batteries may leak, catch fire, or explode.

· Do not replace a battery with an incorrect type.

· Disposal of a battery into fire or a hot oven, or mechanically crushing or cutting of a battery, that can result in an explosion.

· This appliance contains non-rechargeable batteries, these batteries are not to be recharged.

· For safety purposes, please reinstall the battery cover back onto the device after replacing the battery.

Scatola	Manuale	Borsa
PAP 21	PAP 22	LDPE 4
Carta	Carta	Plastica
RACCOLTA DIFFERENZIATA		
Verifica le disposizioni del tuo Comune. Separa le componenti e conferiscile in modo corretto.		

ITEAD - 李梓旋(42604830)

EU Declaration of Conformity

Hereby, Shenzhen Sonoff Technologies Co., Ltd declares that the radio equipment type SNZB-02B is in compliance with Directive 2014/53/EU. The full text of the EU declaration of conformity is available at the following internet address:

https://sonoff.tech/compliance/

For CE frequency

EU Operating Frequency Range

Zigbee: 2405—2480 MHz

EU Output Power

Zigbee: ≤10dBm

Under normal use of condition, this equipment should be kept a separation distance of at least 20 cm between the antenna and the body of the user.

WEEE Disposal and Recycling Information

All products bearing this symbol are waste electrical and electronic equipment (WEEE as in directive 2012/19/EU) which should not be mixed with unsorted household waste. Instead, you should protect human health and the environment by handing over your waste equipment to a designated collection point for the recycling of waste electrical and electronic equipment, appointed by the government or local authorities. Correct disposal and recycling will help prevent potential negative consequences to the environment and human health. Please contact the installer or local authorities for more information about the location as well as terms and conditions of such collection points.

FCC compliance statement

Responsible Party Name: SONOFF TECHNOLOGY LLC

Address: 14777 NE 40th St, Suite 201 Bellevue, WA 98007

Email Address: usres@itead.cc

FCC ID: 2APN5-SNZB02B

1.This device complies with part 15 of the FCC Rules. Operation is subject to the following two conditions:

(1) This device may not cause harmful interference, and

(2) This device must accept any interference received, including interference that may cause undesired operation.

2.Changes or modifications not expressly approved by the party responsible for compliance could void the user's authority to operate the equipment.

Note: This equipment has been tested and found to comply with the limits for a Class B digital device, pursuant to part 15 of the FCC Rules. These limits are designed to provide reasonable protection against harmful interference in a residential installation. This equipment generates, uses and can radiate radio frequency energy and, if not installed and used in accordance with the instructions, may cause harmful interference to radio communications. However, there is no guarantee that interference will not occur in a particular installation. If this equipment does cause harmful interference to radio or television reception, which can be determined by turning the equipment off and on, the user is encouraged to try to correct the interference by one or more of the following measures:

—Reorient or relocate the receiving antenna.

—Increase the separation between the equipment and receiver.

—Connect the equipment into an outlet on a circuit different from that to which the receiver is connected.

—Consult the dealer or an experienced radio/TV technician for help.

ITEAD - 李梓旋(42604830)

FCC Radiation Exposure statement:

This equipment complies with FCC radiation exposure limits set forth for an uncontrolled environment.

This equipment should be installed and operated with minimum distance of 20 cm between the radiator and your body.

This transmitter must not be co-located or operating in conjunction with any other antenna or transmitter.

Manufacturer: Shenzhen Sonoff Technologies Co., Ltd.

Address: 3F & 6F, Bldg A, No. 663, Bulong Rd, Shenzhen, Guangdong, 518000, China

Service email: support@itead.cc

Website: sonoff.tech

Made in China

ITEAD - 李梓旋(42604830)
ITEAD - 李梓旋(42604830)