User Manual SNZB-02M (EN)

Zigbee Temperature Humidity Air Pressure Sensor

User Manual V1.0

Introduction

The SNZB-02M is a low-power temperature, humidity, and air pressure sensor with no display, designed to provide real-time and accurate environmental monitoring. It supports both adhesive mounting and magnetic attachment for quick and convenient installation. Used with a Zigbee gateway, the device supports features such as Air pressure calibration, unit switching, and comfort level settings. It also enables smart scene automation to automatically adjust environmental conditions, helping maintain a consistently comfortable living space and delivering a seamless smart home experience.

ITEAD - 黎业军(2602432)

Air Pressure Monitoring

Temperature & Humidity Monitoring

High Accuracy

Dew Point Measurement

App Monitoring

Smart Scene

ⓘ The above features depend on the capabilities of the Zigbee gateway.



① **Indicator Light**

- **Slow flashing**: Device is in pairing mode
- **Solid on for 3s then off:** Pairing successful
- **Stops slow flashing, remains off:** Pairing failed
- **Flashes once:** Not added to the gateway, short press pairing button
- **Flashes twice**: Added to the gateway, short press pairing button
- **Two short flashes and one long:** Communication abnormal, reconnecting
- **Flashes five times quickly:** Factory reset, long press 10s pairing button

② **Pairing Button**

- **Long press for 5s**: Enter pairing mode (180s)
- **Long press for 10s**: Restore factory settings

ITEAD - 黎业军(2602432)

Specification

AirGuard TH Pressure	
Product Series	AirGuard Series
Product Name	Zigbee Temperature Humidity Air Pressure Sensor
Model	SNZB-02M
MCU	EFR32MG22C224F512GN32
Input	3.0V ⎓
Battery Model	CR2477
Zigbee	IEEE 802.15.4
Net Weight	27.3g (including battery)
Color	White
Dimension	45 x 45 x 17.6mm
Casing Material	PC
Application Environment	Indoor
Operating Temperature	-20˚C~60˚C
Operating Humidity	5-95%RH (non-condensing)
FCC ID	2APN5-SNZB02M
Certification	CE/FCC/RoHS

Download the eWeLink App

Please download the "**eWeLink**" App from the **Google Play Store** or **Apple App Store**.

ITEAD - 黎业军(2602432)

Power On the Device

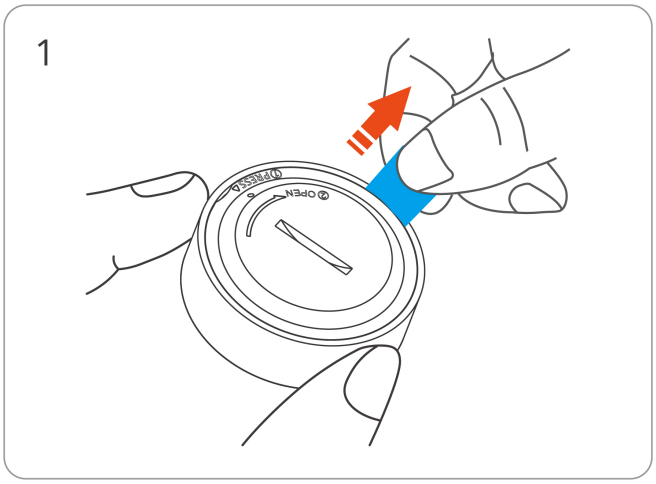

Take out the battery insulation sheet to power on the device.

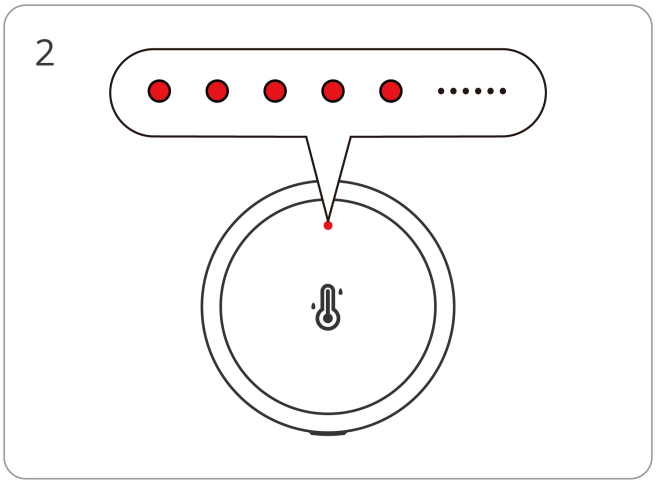

After powering on, the device enters pairing mode by default on first use, with the indicator flashing slowly for 180 seconds.

ⓘ If no pairing is completed within 3 minutes, the device will exit pairing mode. To re-enter, press and hold the button for 5 seconds until the indicator flashes slowly.

Add Device

① Add SONOFF Zigbee Gateway

Compatible Gateways	
Recommended SONOFF Gateways	ZBBridge-P, ZBBridge-U, NSPanel Pro, iHost
Other Compatible SONOFF Gateways	ZBDongle-P, ZBDongle-E, Dongle-M, Dongle-PMG24, Dongle-LMG21

② Device Pairing

ITEAD - 黎业军(2602432)

1

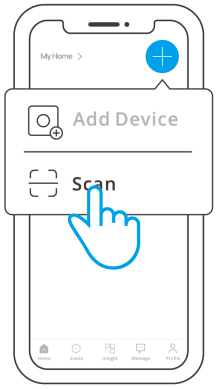

Enter "Scan"

2

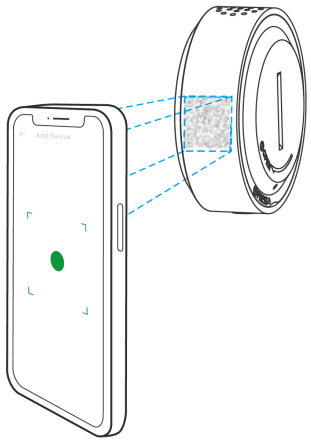

Scan the QR code on the device

3

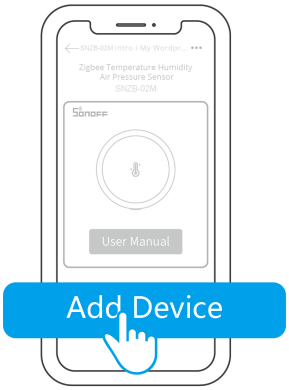

Select "Add Device"

4

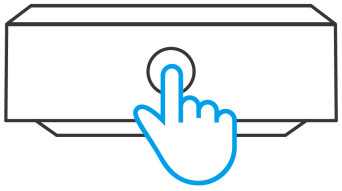

(If the device exits pairing mode)

Long press the button for 5 seconds

5

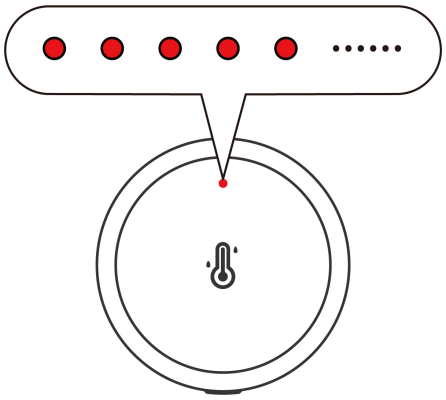

The LED indicator flashes slowly for 180s

6

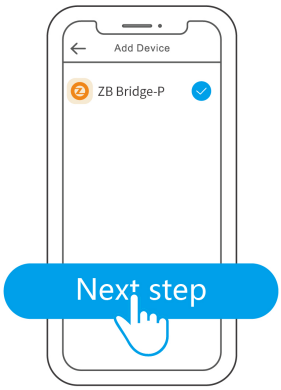

Select Zigbee gateway

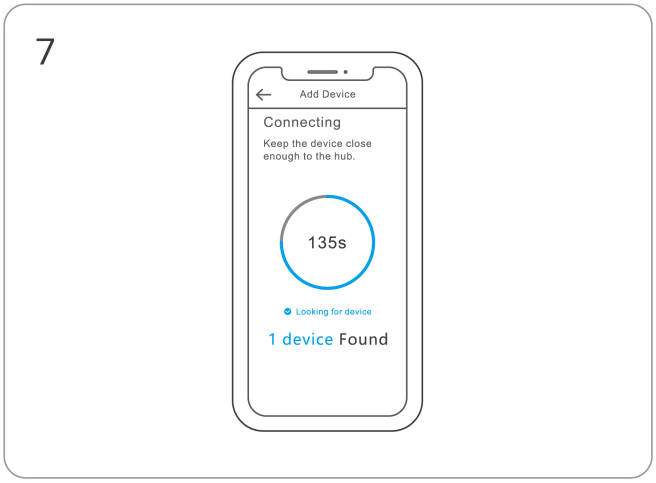

Wait until the device is added

Third-Party Compatible Gateways

Third-Party Compatible Gateways	
Samsung gateway model	SmartThings hub V3, AeoTec Smart Home Hub V3
Amazon gateway model	Echo Plus 2nd, Echo 4th Gen, Echo Show 2nd

ⓘ Other gateways supporting Zigbee 3.0 protocol and temperature & humidity sensors. Please confirm with the gateway manufacturer.

Effective Communication Distance Verification

Install the device in the desired place, then press the Pairing button on the device. The LED indicator flashes twice, indicating that the device and other devices on the same Zigbee network (the router device or hub) are in the effective communication distance.

Installation

ITEAD - 黎业军(2602432)

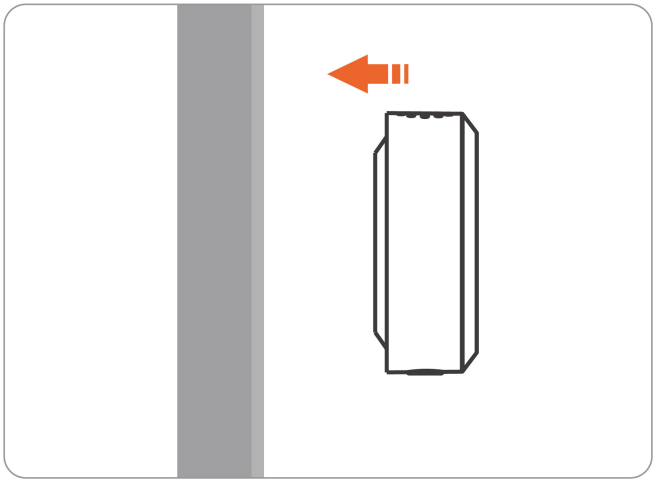

Method 1: Attach magnetically to a metal surface

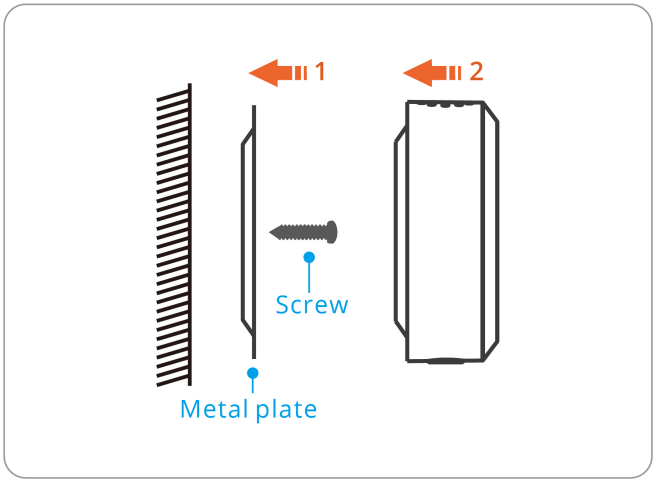

Method 2: Secure the metal plate with screws

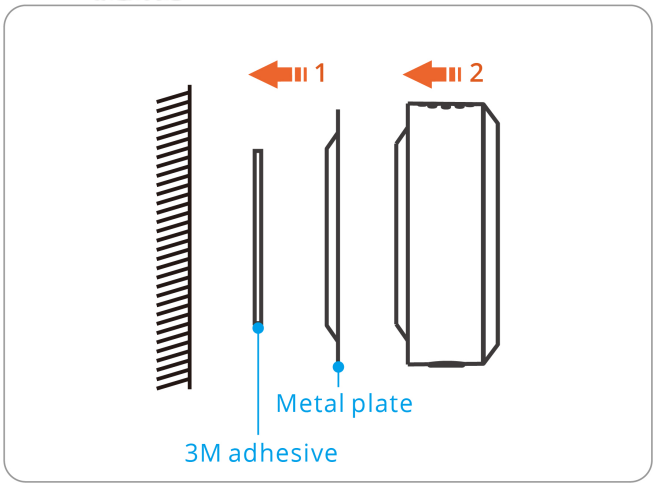

Method 3: Secure the metal plate using 3M adhesive tape

ⓘ This device is intended for installation at a height of no more than 2m.

Replace the Battery

Use the eject pin to press the latch while rotating the back cover with a coin or other tool, then pry the cover open.

ITEAD - 黎业军(2602432)

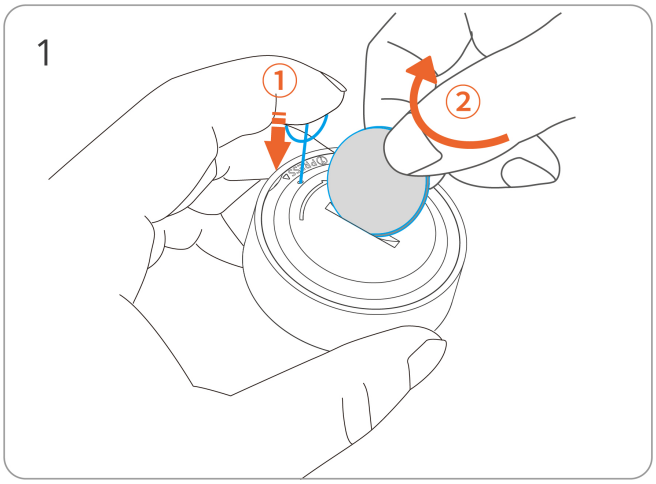

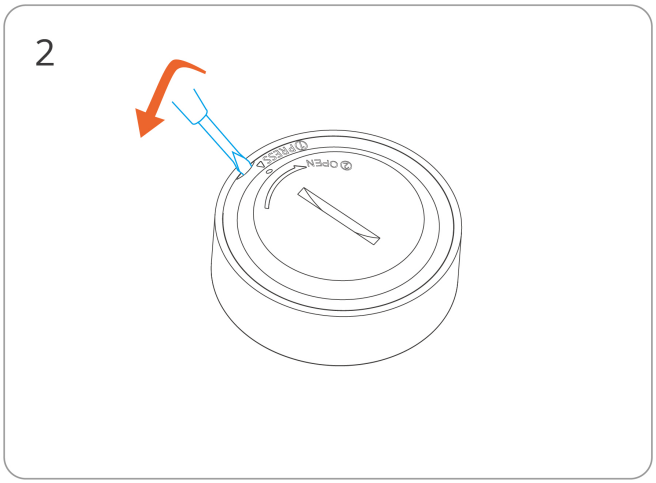

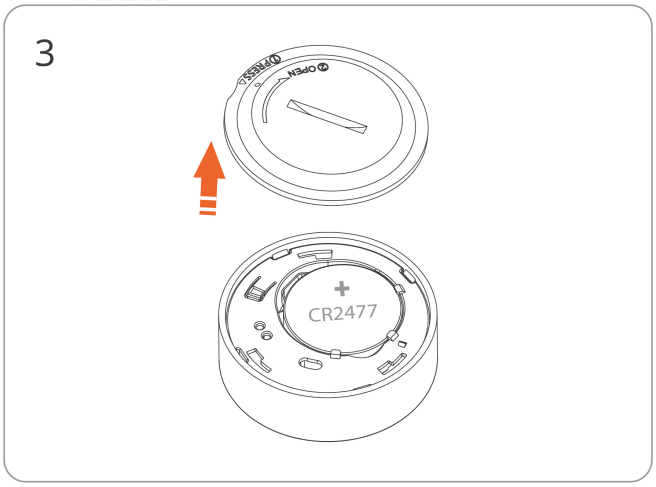

ⓘ If replacing the battery, use the same type of battery.

Factory Reset

Trigger Conditions (Any one of the following conditions is met)

1. Tap the "**Delete device**" button in the eWeLink App.
2. Press and hold the pairing button for 10 seconds until the indicator flashes five times.

The device will then be restored to factory settings.

FCC compliance statement

Responsible Party Name: SONOFF TECHNOLOGY LLC

Address: 14777 NE 40th St, Suite 201 Bellevue, WA 98007

ITEAD - 黎业军(2602432)

1. This device complies with part 15 of the FCC Rules. Operation is subject to the following two conditions:

(1) This device may not cause harmful interference, and

(2) This device must accept any interference received, including interference that may cause undesired operation.

2. Changes or modifications not expressly approved by the party responsible for compliance could void the user's authority to operate the equipment.

Note: This equipment has been tested and found to comply with the limits for a Class B digital device, pursuant to part 15 of the FCC Rules. These limits are designed to provide reasonable protection against harmful interference in a residential installation. This equipment generates, uses and can radiate radio frequency energy and, if not installed and used in accordance with the instructions, may cause harmful interference to radio communications. However, there is no guarantee that interference will not occur in a particular installation. If this equipment does cause harmful interference to radio or television reception, which can be determined by turning the equipment off and on, the user is encouraged to try to correct the interference by one or more of the following measures:

—Reorient or relocate the receiving antenna.

—Increase the separation between the equipment and receiver.

—Connect the equipment into an outlet on a circuit different from that to which the receiver is connected.

—Consult the dealer or an experienced radio/TV technician for help.

FCC Radiation Exposure statement:

This equipment complies with FCC radiation exposure limits set forth for an uncontrolled environment.

This equipment should be installed and operated with a minimum distance of 20 cm between the radiator and your body.

This transmitter must not be co-located or operating in conjunction with any other antenna or transmitter.

EU Declaration of Conformity

Hereby, Shenzhen Sonoff Technologies Co., Ltd. declares that the radio equipment type SNZB-02M is in compliance with Directive 2014/53/EU. The full text of the EU declaration of conformity is available at the following internet address: https://sonoff.tech/compliance/

For CE frequency

EU Operating Frequency Range:

Zigbee: 2405—2480 MHz

EU Output Power:

Zigbee≤10dBm

Under normal use of condition, this equipment should be kept at a separation distance of at least 20 cm between the antenna and the body of the user.

WEEE Disposal and Recycling Information

WEEE Disposal and Recycling Information All products bearing this symbol are waste electrical and electronic equipment (WEEE as in directive 2012/19/EU) which should not be mixed with unsorted household waste. Instead, you should protect human health and the environment by handing over your waste equipment to a designated collection point for the recycling of waste electrical and electronic equipment, appointed by the government or local authorities. Correct disposal and recycling will help prevent potential negative consequences to the environment and human health. Please contact the installer or local authorities for more information about the location as well as terms and conditions of such collection points.

WARNING

· Do not ingest battery, Chemical Burn Hazard.

ITEAD - 黎业军(2602432)

· This product contains a coin / button cell battery. If the coin / button cell battery is swallowed, it can cause severe internal burns in just 2 hours and can lead to death.

· Keep new and used batteries away from children.

· If the battery compartment does not close securely, stop using the product and keep it away from children. If you think batteries might have been swallowed or placed inside any part of the body, seek immediate medical attention.

· Leaving a battery in an extremely high temperature surrounding environment that can result in an explosion or the leakage of flammable liquid or gas.

· A battery subjected to extremely low air pressure that may result in an explosion or the leakage of flammable liquid or gas.

· Do not replace a battery with an incorrect type.

· Disposal of a battery into fire or a hot oven, or mechanically crushing or cutting of a battery, that can result in an explosion.

· This appliance contains non–rechargeable batteries; these batteries must not be recharged.

UL 4200A compliance statement

⚠ WARNING

- **INGESTION HAZARD**: This product contains a button cell or coin battery.
- **DEATH** or serious injury can occur if ingested.
- A swallowed button cell or coin battery can cause **Internal Chemical**
- **Burns** in as little as **2 hours**.
- **KEEP** new and used batteries **OUT OF REACH of CHILDREN.**
- **Seek immediate medical attention** if a battery is suspected to be swallowed or inserted inside any part of the body.

	Warning: contains coin battery.

• Remove and immediately recycle or dispose of used batteries according to local regulations and keep away from children. Do NOT dispose of batteries in household trash or incinerate.

• Even used batteries may cause severe injury or death.

• Call a local poison control center for treatment information.

• Compatible battery type: CR2477

• Nominal battery voltage: 3V⎓

• Non-rechargeable batteries are not to be recharged.

• Do not force discharge, recharge, disassemble, heat above 60℃ or incinerate. Doing so may result in injury due to venting, leakage or explosion resulting in chemical burns.

• Ensure the batteries are installed correctly according to polarity(+ and –)•

• Do not mix old and new batteries, different brands or types of batteries, such as alkaline, carbon-zinc, or rechargeable batteries.

• Remove and immediately recycle or dispose of batteries from equipment not used for an extended period of time according to local regulations.

• Always completely secure the battery compartment. If the battery compartment does not close securely, stop using the product, remove the batteries, and keep them away from children.

Scatola	Manuale	Borsa	Borsa
PAP 21	PAP 22	CPE 1	LDPE 4
Carta	Carta	Plastica	Plastica
RACCOLTA DIFFERENZIATA			
Verifica le disposizioni del tuo Comune. Separa le componenti e conferiscile in modo corretto.			

Manufacturer: Shenzhen Sonoff Technologies Co., Ltd.

Address: 3F & 6F, Bldg A, No. 663, Bulong Rd, Shenzhen, Guangdong, 518000, China

Service email: support@itead.cc Website: sonoff.tech

Made in China

Points de collecte sur www.quefairedemesdechets.fr
Privilégiez la réparation ou le don de votre appareil !

ITEAD - 黎业军(2602432)